



## LAUNDRY KITCHEN LIVING CARE





**Wash with  
confidence**



## LEGACY OF TRUST

At IFB, appliances are more than just a business. We dream, design, engineer and build them. Even after purchase, we continue to care for our products. Since introducing Front Load Washing Machines to India over three decades ago, over 7 million customers have put their trust in IFB. This trust has propelled us to become a household name in appliances today.

---

## BUILT TO LAST

IFB Washing Machines are built to last, proven by our Tri-Shield Protection warranty program. The program includes a 4-year Comprehensive Warranty, the best in its class, along with a 10-year Motor Warranty and 10-year Spares Support.

---



## FABRIC CARE EXPERT

Our aim is to keep your clothes looking their best, preserving their newness and preventing dullness and fading after a few washes. By achieving this, we hope to encourage longer use of clothes, leading to less frequent discarding and a positive impact on the environment. Our new range of washers successfully fulfils these goals.

*Not just a washing machine, a laundry machine*

Presenting

# **IFB LAUNDRIMAGIC®**

India's first washer, dryer, refresher—3-in-1.



 **DRYER**

 **REFRESHER**

 **WASHER**

# WASHER

Innovation and experience give you excellent results. Our wash programs are tough on germs and tender on fabrics.



## SWIRL WASH

POWERED BY 



ROLL & MIX



TUMBLE



SOFT SOAK



LOOSEN



SQUEEZE OUT



GENTLE SCRUB



DEEP CLEAN



SWAY



SEPARATE



**Detects Fabric**



**Detects Weight**



**Optimises Wash**

Best care for your clothes with 9 unique AI Powered drum movements that detects Weight, Type of Fabric and accordingly Optimises wash patterns.



 **TURBO SPRAY**  
Soaks fabrics deeply and rinses them uniformly with 3D Wash.



 **ECO INVERTER**  
Silent and efficient performance with our motor.

 **2x POWER STEAM®**

 **Wi-Fi & VOICE ENABLED**

 **ENERGY SAVINGS**



# DRIES LIKE THE SUN

The problem with the monsoons is that clothes don't dry. The answer lies with IFB Laundrimagic. Powered by AI. Programmed to dry your clothes in more ways than the sun. So you can choose to store them, iron them or wear them. Don't let the weather dampen your style!

## LAUNDRIMAGIC®

Awesome in every Mausam

**5** DRYING MODES



CUPBOARD DRY



TIME DRY



IRON DRY



GENTLE DRY



ECO DRY

India's only 3in1  
WASH · DRY · REFRESH





## DRYER

### DON'T WAIT ON THE WEATHER!

Drying made easy with multiple options—100% dry, ready to iron and more.



Cupboard Dry



Time Dry



Iron Dry



Gentle Dry



Eco Dry (via app)



Scan QR code for drying modes



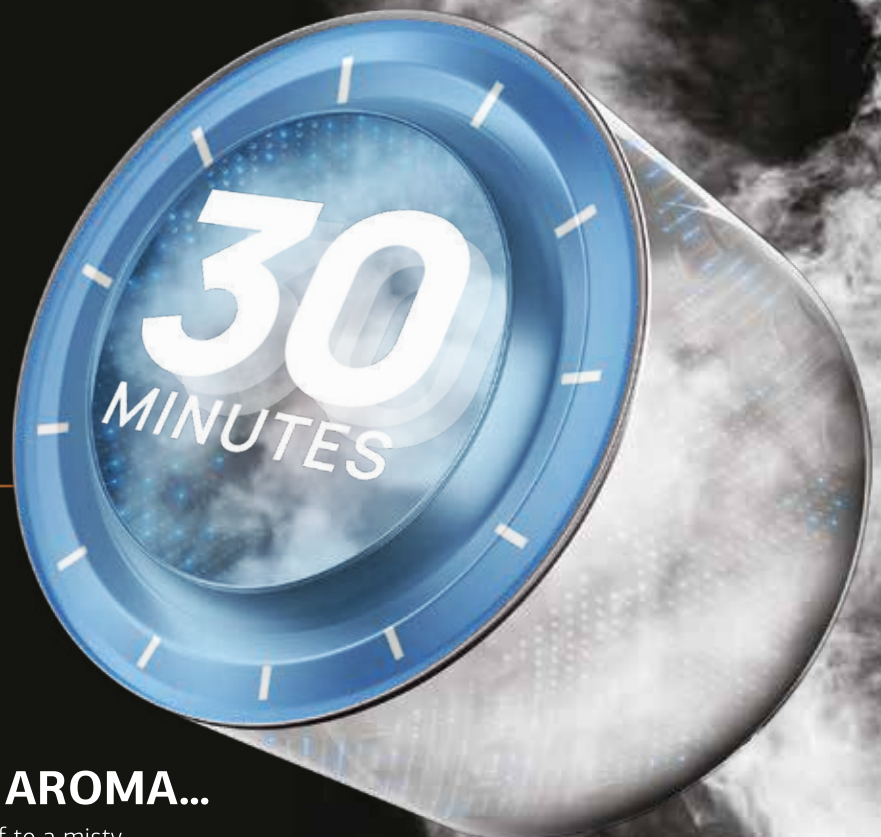
## REFRESHER

### STEAM SPA FOR YOUR CLOTHES

*Don't waste time on dry cleaning!* Extra special care for your lacy dress, precious Pashmina, favourite blouse or heirloom saree. Garments you'd normally hesitate to machine wash—our Refresh steam cycle is the ideal way to take care of them.



Scan QR code to see the Refresh cycle in action



### ADD AN AROMA...

Transport yourself to a misty morning or enjoy a fresh sea breeze with IFB essentials SENSORA in-wash fragrances.

*USE with Wash or Refresh programs*



**Executive ZXM 8.5/6.5/2.5 1400RPM**

**Executive ZXS 8.5/6.5/2.5 1400RPM**

|  |  |  |
|--|--|--|
| <b>CAPACITY KG   RPM</b>   | 8.5 WASH, 6.5 DRY, 2.5 REFRESH   1400  | 8.5 WASH, 6.5 DRY, 2.5 REFRESH   1400  |
| <b>AESTHETICS</b><br>Body Colour<br>Door Colour<br>Controls  | Mocha<br>Black with Chrome<br>Touch Controls with Knob   | Silver<br>Black with Chrome<br>Touch Controls with Knob  |
| <b>KEY FEATURES</b><br>AI Technology<br>PowerSteam®<br>Aqua Energie<br>Crescent Moon Drum<br>Wash System<br>Refresh<br>Drum Lamp<br>Eco Inverter Motor<br>Wi-Fi & Voice Enabled                                      | Yes<br>Yes<br>Yes<br>Yes<br>3D + Turbo Spray<br>Yes<br>Yes<br>Yes<br>Yes<br>Yes  | Yes<br>Yes<br>Yes<br>Yes<br>3D + Turbo Spray<br>Yes<br>Yes<br>Yes<br>Yes<br>Yes  |
| <b>NUMBER OF WASH PROGRAMS</b>   | <b>14</b>  | <b>14</b>  |
| <b>WASH PROGRAMS</b><br>Wash + Dry 2 Hrs<br>Wash + Dry 4 Hrs<br>Spin & Dry<br>Refresh<br>PowerSteam®<br>Cradlewash®<br>Wool<br>Bulky<br>Baby Wear<br>Anti Allergen<br>Synthetic<br>Cotton<br>Mix/Daily<br>Express 15 | Yes<br>Yes<br>Yes<br>Yes<br>Yes<br>Yes<br>Yes<br>Yes<br>Yes<br>Yes<br>Yes<br>Yes<br>Yes<br>Yes<br>Yes  | Yes<br>Yes<br>Yes<br>Yes<br>Yes<br>Yes<br>Yes<br>Yes<br>Yes<br>Yes<br>Yes<br>Yes<br>Yes<br>Yes<br>Yes  |
| <b>WASH PROGRAM OPTIONS</b><br>Steam<br>Aroma<br>Time Saver<br>Pre Wash<br>Soak<br>Extra Rinse<br>Rinse Hold<br>Time Delay<br>Temperature Range for Hot Wash<br>Spin Speed<br>Favourites                             | Yes<br>Yes<br>Yes<br>Yes<br>Yes<br>Yes<br>Yes<br>Yes<br>Yes<br>Cold, 20°C, 30°C, 40°C, 60°C, 95°C<br>No Spin, 400, 600, 800, 1000, 1200, 1400<br>Yes | Yes<br>Yes<br>Yes<br>Yes<br>Yes<br>Yes<br>Yes<br>Yes<br>Yes<br>Cold, 20°C, 30°C, 40°C, 60°C, 95°C<br>No Spin, 400, 600, 800, 1000, 1200, 1400<br>Yes |
| <b>DRYING OPTION</b><br>Iron Dry<br>Cupboard Dry<br>Gentle Dry<br>Time Dry<br>Eco Dry  | Yes<br>Yes<br>Yes<br>Yes<br>Yes—App  | Yes<br>Yes<br>Yes<br>Yes<br>Yes—App  |
| <b>SAFETY FEATURES</b><br>Child Lock<br>High-low Voltage Protection<br>Self Diagnosis<br>Auto Imbalance Control<br>Protective Rat Mesh<br>Foam Detection<br>Auto Restart   | Yes<br>Yes<br>Yes<br>Yes<br>Yes<br>Yes<br>Yes  | Yes<br>Yes<br>Yes<br>Yes<br>Yes<br>Yes<br>Yes  |
| <b>DIMENSIONS</b><br>Net Weight Kg<br>Size (W X D X H) mm  | 75<br>598 X 624 X 875  | 75<br>598 X 624 X 875  |





**Executive ZXV 8.5/6.5/2.5 1400RPM**

**Executive ZXB 8.5/6.5/2.5 1400RPM**

|   |   |
|---|---|
| 8.5 WASH, 6.5 DRY, 2.5 REFRESH   1400   | 8.5 WASH, 6.5 DRY, 2.5 REFRESH   1400   |
| SUS VCM<br>Black with Chrome<br>Touch Controls with Knob  | Black VCM<br>Black with Chrome<br>Touch Controls with Knob  |
| Yes<br>Yes<br>Yes<br>Yes<br>3D + Turbo Spray<br>Yes<br>Yes<br>Yes<br>Yes  | Yes<br>Yes<br>Yes<br>Yes<br>3D + Turbo Spray<br>Yes<br>Yes<br>Yes<br>Yes  |
| <b>14</b>   | <b>14</b>   |
| Yes<br>Yes<br>Yes<br>Yes<br>Yes<br>Yes<br>Yes<br>Yes<br>Yes<br>Yes<br>Yes<br>Yes<br>Yes<br>Yes  | Yes<br>Yes<br>Yes<br>Yes<br>Yes<br>Yes<br>Yes<br>Yes<br>Yes<br>Yes<br>Yes<br>Yes<br>Yes<br>Yes<br>Yes   |
| Yes<br>Yes<br>Yes<br>Yes<br>Yes<br>Yes<br>Yes<br>Yes<br>Cold, 20°C, 30°C, 40°C, 60°C, 95°C<br>No Spin, 400, 600, 800, 1000, 1200, 1400<br>Yes | Yes<br>Yes<br>Yes<br>Yes<br>Yes<br>Yes<br>Yes<br>Yes<br>Cold, 20°C, 30°C, 40°C, 60°C, 95°C<br>No Spin, 400, 600, 800, 1000, 1200, 1400<br>Yes |
| Yes<br>Yes<br>Yes<br>Yes<br>Yes—App   | Yes<br>Yes<br>Yes<br>Yes<br>Yes—App   |
| Yes<br>Yes<br>Yes<br>Yes<br>Yes<br>Yes<br>Yes   | Yes<br>Yes<br>Yes<br>Yes<br>Yes<br>Yes<br>Yes   |
| 75<br>598 X 624 X 875   | 75<br>598 X 624 X 875   |

# Front Load Washers

*Loaded with more*



# India's Favourite Washing Machine

## CLEANER

99.99% germ free

POWERSTEAM® 2X Power Dual Steam Cycle

---

## BIGGER wash loads

LARGE CAPACITY 9 KG

---



AI POWERED



OXYJET™ TECHNOLOGY



9 SWIRL WASH



STEAM REFRESH



ECO INVERTER MOTOR

# 9 SWIRL WASH

POWERED BY 

9 Swirl Wash technology is powered by an intuitive AI and mimics hand wash motions to give your clothes the care they deserve. Its neural network-based algorithm detects the weight of the fabric and its type. It then automatically determines the duration, water level, and the level of gentleness needed for washing.



**Detects  
Fabric**



**Detects  
Weight**



**Optimises  
Wash**





## 3D WARM SOAK

The technology allows deep soaking of the garments by combining a three directional warm water flow with drum actions, for a churning motion to remove dirt and stains.

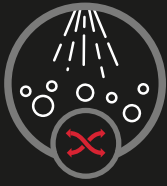


## CRADLEWASH®

*Do you hand wash your delicates?*

Go on! Put them in the machine, it's safer than hand washing. Cherish your specials with CradleWash® —India's first wash program for delicates.





## OXYJET™ TECHNOLOGY

IFB's OXYJET™ technology premixes the detergent with water in a special chamber before jet spraying it onto the clothes. At the same time millions of oxygen bubbles generated within the machine penetrate the weaves and knits of the clothes. These two actions accelerate the detergent solution absorption; dislodging dirt and acting on stains.

O<sub>2</sub>↑


Oxygen  
Boost



Detergent  
Premix  
& Spray



Saves 25%  
Water &  
40% Energy





## **POWERSTEAM®**

PowerSteam® generates steam at 85°C twice during the wash cycle—

- At the start to dislodge dirt and allergens
- At the end, with anti-crease cycle to minimise wrinkles



## **ECO INVERTER**

Silent and energy efficient performance  
50% Water Savings, 40% Power Savings



## STEAM REFRESH

For clothes that have not been worn for very long, the steam refresh freshens them up, leaving them odour and wrinkle free in just 30 minutes, without the use of water or detergent.







### 3D/4D WASH

*Is the detergent not mixing well with water?*

Water from 3 different directions showers your fabrics and ensures proper dissolving of detergent. And if you want it faster, our 4D Wash does the same thing even quicker!

---

### TIME SAVER

*Clothes not too dirty? A shirt you wore for a little while? Gym clothes?*

Use this program—it reduces wash time by 45%, protects your fabrics from over washing and saves water, power, detergent and time.






## AQUA ENERGIE

*Are there chalky marks on your dark fabrics?*

They are caused by hard water and can be easily taken care of. That's why our Aqua Energie feature filters out calcium build up in hard water, allowing for better detergent action and prevent fading.



### OUR FEATURES MAKE EVERY WASH EASIER

---



**AUTO TUB  
CLEAN**



**LAUNDRY ADD  
OPTION**



**CRESCENT  
MOON DRUM**



# WASHED YET WOW

—EVEN AFTER MULTIPLE WASHES—

Introducing  
**IFB DeepClean®**  
Powered By 



**SENATOR PLUS SXC 8014**

**SENATOR PLUS MSC 8014**

**SENATOR PLUS MXC 8014**

| <b>CAPACITY KG   RPM</b>         | 8   1400   | 8   1400   | 8   1400   |
|----------------------------------|--|--|--|
| <b>AESTHETICS</b>                |  |  |  |
| Body Colour                      | Rich Silver  | Metallic Silver  | Mocha  |
| Door Colour                      | Dual Tone/Chrome/Black   | Dual Tone/Chrome/Black   | Dual Tone/Chrome/Black   |
| <b>KEY FEATURES</b>              |  |  |  |
| Wash Technology                  | 3D   | 3D   | 3D   |
| AI Technology                    | Yes  | Yes  | Yes  |
| Power Steam®                     | Yes  | Yes  | Yes  |
| Eco Inverter                     | Yes  | Yes  | Yes  |
| 9 Swirl                          | Yes  | Yes  | Yes  |
| Aqua Energie                     | Yes  | Yes  | Yes  |
| Refresh                          | Yes  | Yes  | Yes  |
| Warm Soak                        | Yes  | Yes  | Yes  |
| Time Saver                       | Yes  | Yes  | Yes  |
| Wi-Fi/Voice Enabled              | Yes  | Yes  | Yes  |
| <b>OTHER FEATURES</b>            | Landry Add, Xpert Wash, One Touch Essential Ordering, Auto Imbalance Control                           | Landry Add, Xpert Wash, One Touch Essential Ordering, Auto Imbalance Control                           | Landry Add, Xpert Wash, One Touch Essential Ordering, Auto Imbalance Control                           |
| <b>WASH PROGRAMS</b>             | <b>12 (+8 Via mobile APP)</b>  | <b>12 (+8 Via mobile APP)</b>  | <b>12 (+8 Via mobile APP)</b>  |
| Mix/Daily                        | Yes  | Yes  | Yes  |
| Cotton                           | Yes  | Yes  | Yes  |
| Baby Wear                        | Yes  | Yes  | Yes  |
| Anti-Allergen                    | Yes  | Yes  | Yes  |
| Express 30'                      | Yes  | Yes  | Yes  |
| Refresh                          | Yes  | Yes  | Yes  |
| My IFB (Custom)                  | Yes  | Yes  | Yes  |
| Express 15                       | Yes  | Yes  | Yes  |
| Wool                             | Yes  | Yes  | Yes  |
| Synthetic                        | Yes  | Yes  | Yes  |
| Cradle Wash®                     | Yes  | Yes  | Yes  |
| SpinDry/Rinse                    | Yes  | Yes  | Yes  |
| APP Program                      | Bulky/Bedding, Sportswear, Uniform, Dark Wash, Jeans, Innerwear, Shirt/Blouse, Tub Clean               | Bulky/Bedding, Sportswear, Uniform, Dark Wash, Jeans, Innerwear, Shirt/Blouse, Tub Clean               | Bulky/Bedding, Sportswear, Uniform, Dark Wash, Jeans, Innerwear, Shirt/Blouse, Tub Clean               |
| <b>WASH PROGRAM OPTIONS</b>      |  |  |  |
| Wash Options                     | Steam, Prewash, Warm Soak, Soak, Extra Rinse, Delay, Anti-crease Cycle, Buzzer, Rinse Hold, Time Saver | Steam, Prewash, Warm Soak, Soak, Extra Rinse, Delay, Anti-crease Cycle, Buzzer, Rinse Hold, Time Saver | Steam, Prewash, Warm Soak, Soak, Extra Rinse, Delay, Anti-crease Cycle, Buzzer, Rinse Hold, Time Saver |
| Hot Rinse                        | Yes (App)  | Yes (App)  | Yes (App)  |
| Temperature Range (For Hot Wash) | Cold, 20°C, 30°C, 40°C, 60°C, 95°C   | Cold, 20°C, 30°C, 40°C, 60°C, 95°C   | Cold, 20°C, 30°C, 40°C, 60°C, 95°C   |
| Spin Speed                       | No Spin, 400, 600, 800, 1000, 1200, 1400   | No Spin, 400, 600, 800, 1000, 1200, 1400   | No Spin, 400, 600, 800, 1000, 1200, 1400   |
| <b>DIMENSIONS</b>                |  |  |  |
| Net Weight Kg                    | 75   | 75   | 75   |
| Size (W X D X H) mm              | 598 X 622 X 875  | 598 X 622 X 875  | 598 X 622 X 875  |

Additional options on My IFB App  
 Eco Wash, Tub Clean, Delay Start and Hot Rinse

indicates program with Steam option



**EXECUTIVE MXC 9014**

**EXECUTIVE MSC 9014**

**EXECUTIVE PLUS MXC 1014**

**EXECUTIVE PLUS VSC 1014**

|  |  |  |  |
|--|--|--|--|
| 9   1400   | 9   1400   | 10   1400  | 10   1400  |
| Mocha<br>Dual Tone/Chrome/Black  | Metallic Silver<br>Dual Tone/Chrome/Black  | Mocha<br>Dual Tone/Chrome/Black  | SUS VCM<br>Dual Tone/Chrome/Black  |
| Oxyjet™<br>Yes<br>Yes<br>Yes<br>Yes<br>Yes<br>Yes<br>Yes<br>Yes<br>Yes   | Oxyjet™<br>Yes<br>Yes<br>Yes<br>Yes<br>Yes<br>Yes<br>Yes<br>Yes<br>Yes   | Oxyjet™<br>Yes<br>Yes<br>Yes<br>Yes<br>Yes<br>Yes<br>Yes<br>Yes<br>Yes   | Oxyjet™<br>Yes<br>Yes<br>Yes<br>Yes<br>Yes<br>Yes<br>Yes<br>Yes<br>Yes   |
| Landry Add, Xpert Wash,<br>One Touch Essential<br>Ordering,<br>Auto Imbalance Control  | Landry Add, Xpert Wash,<br>One Touch Essential<br>Ordering,<br>Auto Imbalance Control  | Landry Add, Xpert Wash,<br>One Touch Essential<br>Ordering,<br>Auto Imbalance Control  | Landry Add, Xpert Wash,<br>One Touch Essential<br>Ordering,<br>Auto Imbalance Control  |
| <b>12 (+9 Via mobile APP)</b>  | <b>12 (+9 Via mobile APP)</b>  | <b>12 (+9 Via mobile APP)</b>  | <b>12 (+9 Via mobile APP)</b>  |
| Mix/Daily 60'<br>Yes<br>Yes<br>Yes<br>Yes<br>Yes<br>Yes<br>Yes<br>Yes<br>Yes<br>Yes<br>Yes<br>POWER STEAM®, Bulky/Bedding,<br>Sportswear, Uniform, Dark Wash,<br>Jeans, Innerwear, Shirt/Blouse,<br>Tub Clean        | Mix/Daily 60'<br>Yes<br>Yes<br>Yes<br>Yes<br>Yes<br>Yes<br>Yes<br>Yes<br>Yes<br>Yes<br>Yes<br>POWER STEAM®, Bulky/Bedding,<br>Sportswear, Uniform, Dark Wash,<br>Jeans, Innerwear, Shirt/Blouse,<br>Tub Clean        | Mix/Daily 60'<br>Yes<br>Yes<br>Yes<br>Yes<br>Yes<br>Yes<br>Yes<br>Yes<br>Yes<br>Yes<br>Yes<br>POWER STEAM®, Bulky/Bedding,<br>Sportswear, Uniform, Dark Wash,<br>Jeans, Innerwear, Shirt/Blouse,<br>Tub Clean        | Mix/Daily 60'<br>Yes<br>Yes<br>Yes<br>Yes<br>Yes<br>Yes<br>Yes<br>Yes<br>Yes<br>Yes<br>Yes<br>POWER STEAM®, Bulky/Bedding,<br>Sportswear, Uniform, Dark Wash,<br>Jeans, Innerwear, Shirt/Blouse,<br>Tub Clean        |
| Steam, Prewash, Warm Soak,<br>Soak, Extra Rinse, Delay,<br>Anti-crease Cycle, Buzzer,<br>Rinse Hold, Time Saver<br>Yes (App)<br>Cold, 20°C, 30°C, 40°C,<br>60°C, 95°C<br>No Spin, 400, 600, 800, 1000,<br>1200, 1400 | Steam, Prewash, Warm Soak,<br>Soak, Extra Rinse, Delay,<br>Anti-crease Cycle, Buzzer,<br>Rinse Hold, Time Saver<br>Yes (App)<br>Cold, 20°C, 30°C, 40°C,<br>60°C, 95°C<br>No Spin, 400, 600, 800, 1000,<br>1200, 1400 | Steam, Prewash, Warm Soak,<br>Soak, Extra Rinse, Delay,<br>Anti-crease Cycle, Buzzer,<br>Rinse Hold, Time Saver<br>Yes (App)<br>Cold, 20°C, 30°C, 40°C,<br>60°C, 95°C<br>No Spin, 400, 600, 800, 1000,<br>1200, 1400 | Steam, Prewash, Warm Soak,<br>Soak, Extra Rinse, Delay,<br>Anti-crease Cycle, Buzzer,<br>Rinse Hold, Time Saver<br>Yes (App)<br>Cold, 20°C, 30°C, 40°C,<br>60°C, 95°C<br>No Spin, 400, 600, 800, 1000,<br>1200, 1400 |
| 76<br>598 X 667 X 875  | 76<br>598 X 667 X 875  | 76<br>598 X 667 X 875  | 76<br>598 X 667 X 875  |

Above models are subject to change/discontinue without any notice.



**DIVA AQUA SXS**

**DIVA AQUA GBS**

**DIVA AQUA GXs**

|                                  |                              |                              |                              |
|----------------------------------|------------------------------|------------------------------|------------------------------|
| <b>CAPACITY KG   RPM</b>         | 6   1000                     | 6   1000                     | 6   1000                     |
| <b>AESTHETICS</b>                |                              |                              |                              |
| Body Colour                      | Silver                       | Grey                         | Grey                         |
| Door Colour                      | Silver                       | Matt Black                   | Grey                         |
| <b>KEY FEATURES</b>              |                              |                              |                              |
| AI Technology                    | Yes                          | Yes                          | Yes                          |
| Wash Technology                  | 2D                           | 2D                           | 2D                           |
| Power Steam®                     | Yes                          | Yes                          | Yes                          |
| Aqua Energie                     | Yes                          | Yes                          | Yes                          |
| Eco Inverter Motor               | No                           | No                           | No                           |
| 9 Swirl Wash                     | No                           | No                           | No                           |
| Refresh                          | No                           | No                           | No                           |
| Time Saver                       | No                           | No                           | No                           |
| Wi-Fi/Voice Enabled              | No                           | No                           | No                           |
| Essentials Order Through Machine | No                           | No                           | No                           |
| Drum Lamp                        | No                           | No                           | No                           |
| <b>WASH PROGRAMS</b>             | <b>8</b>                     | <b>8</b>                     | <b>8</b>                     |
| Power Steam®                     | No                           | No                           | No                           |
| Hygiene/Anti-allergen            | No                           | No                           | No                           |
| Baby Wear                        | No                           | No                           | No                           |
| Mixed/Daily                      | Yes 🚰                        | Yes 🚰                        | Yes 🚰                        |
| Cotton Normal                    | Yes 🚰                        | Yes 🚰                        | Yes 🚰                        |
| Synthetic                        | No                           | No                           | No                           |
| Cradle Wash® For Delicates       | Yes                          | Yes                          | Yes                          |
| Wool/Woollens                    | Yes                          | Yes                          | Yes                          |
| Cotton Eco Plus                  | Yes                          | Yes                          | Yes                          |
| Express '30                      | Yes                          | Yes                          | Yes                          |
| Rinse+Spin                       | Additives/Rinse              | Additives/Rinse              | Additives/Rinse              |
| Spin Dry/Drain                   | Drain+Spin                   | Drain+Spin                   | Drain+Spin                   |
| Others                           | —                            | —                            | —                            |
| <b>WASH PROGRAM OPTIONS</b>      |                              |                              |                              |
| Steam                            | Yes                          | Yes                          | Yes                          |
| Prewash                          | No                           | No                           | No                           |
| Soak                             | No                           | No                           | No                           |
| Temperature Range for Hot Wash   | Cold>Warm>Hot                | Cold>Warm>Hot                | Cold>Warm>Hot                |
| Spin Speed                       | No Spin, 400, 600, 800, 1000 | No Spin, 400, 600, 800, 1000 | No Spin, 400, 600, 800, 1000 |
| Others                           | —                            | —                            | —                            |
| <b>DIMENSIONS</b>                |                              |                              |                              |
| Net Weight Kg                    | 60                           | 60                           | 60                           |
| Size (W X D X H) mm              | 598 X 513 X 875              | 598 X 513 X 875              | 598 X 513 X 875              |

**SAFETY FEATURES** Child Lock, High-Low Voltage Protection, Self Diagnosis, Auto Imbalance Control, Protective Rat Mesh, Foam Detection, Auto Restart.



**DIVA AQUA SBS**

**DIVA AQUA BXS**

**DIVA AQUA VSS**

**NEO DIVA SXS 6010**

|                              |                              |                              |                              |
|------------------------------|------------------------------|------------------------------|------------------------------|
| 6   1000                     | 6   1000                     | 6   1000                     | 6   1000                     |
| Silver<br>Matt Black         | White<br>Matt Black          | White<br>White               | Silver<br>Silver             |
| Yes                          | Yes                          | Yes                          | Yes                          |
| 2D                           | 2D                           | 2D                           | 2D                           |
| Yes                          | Yes                          | Yes                          | Yes                          |
| Yes                          | Yes                          | Yes                          | Yes                          |
| No                           | No                           | No                           | No                           |
| No                           | No                           | No                           | No                           |
| No                           | No                           | No                           | No                           |
| No                           | No                           | No                           | No                           |
| No                           | No                           | No                           | No                           |
| No                           | No                           | No                           | No                           |
| No                           | No                           | No                           | No                           |
| <b>8</b>                     | <b>8</b>                     | <b>8</b>                     | <b>10</b>                    |
| No                           | No                           | No                           | No                           |
| No                           | No                           | No                           | No                           |
| No                           | No                           | No                           | Yes                          |
| Yes                          | Yes                          | Yes                          | Yes                          |
| Yes                          | Yes                          | Yes                          | Yes                          |
| No                           | No                           | No                           | Yes                          |
| Yes                          | Yes                          | Yes                          | Yes                          |
| Yes                          | Yes                          | Yes                          | Yes                          |
| Yes                          | Yes                          | Yes                          | Yes                          |
| Yes                          | Yes                          | Yes                          | Yes                          |
| Additives/Rinse              | Additives/Rinse              | Additives/Rinse              | Yes                          |
| Drain+Spin                   | Drain+Spin                   | Drain+Spin                   | Yes                          |
| —                            | —                            | —                            | Tub Clean                    |
| Yes                          | Yes                          | Yes                          | Yes                          |
| No                           | No                           | No                           | Yes                          |
| No                           | No                           | No                           | No                           |
| Cold>Warm>Hot                | Cold>Warm>Hot                | Cold>Warm>Hot                | Cold, 30°C, 40°C, 60°C, 95°C |
| No Spin, 400, 600, 800, 1000 | No Spin, 400, 600, 800, 1000 | No Spin, 400, 600, 800, 1000 | No Spin, 400, 600, 800, 1000 |
| —                            | —                            | —                            | —                            |
| 60<br>598 X 513 X 875        | 60<br>598 X 513 X 875        | 60<br>598 X 513 X 875        | 65<br>598 X 513 X 875        |

indicates program with Steam option

Above models are subject to change/discontinue without any notice.



**NEO DIVA VXS 6010**

**ELENA SBS 6.5 KG**

**ELENA SXS 6.5 KG**

|                                  |                              |                              |                              |
|----------------------------------|------------------------------|------------------------------|------------------------------|
| <b>CAPACITY KG   RPM</b>         | 6   1000                     | 6.5   1000                   | 6.5   1000                   |
| <b>AESTHETICS</b>                |                              |                              |                              |
| Body Colour                      | White                        | Silver                       | Silver                       |
| Door Colour                      | White                        | Black                        | Silver                       |
| <b>KEY FEATURES</b>              |                              |                              |                              |
| AI Technology                    | Yes                          | Yes                          | Yes                          |
| Wash Technology                  | 2D                           | 2D                           | 2D                           |
| Power Steam®                     | Yes                          | Yes                          | Yes                          |
| Aqua Energie                     | Yes                          | Yes                          | Yes                          |
| Eco Inverter Motor               | No                           | No                           | No                           |
| 9 Swirl Wash                     | No                           | No                           | No                           |
| Refresh                          | No                           | No                           | No                           |
| Time Saver                       | No                           | No                           | No                           |
| Wi-Fi/Voice Enabled              | No                           | No                           | No                           |
| Essentials Order Through Machine | No                           | No                           | No                           |
| Drum Lamp                        | No                           | No                           | No                           |
| <b>WASH PROGRAMS</b>             | <b>10</b>                    | <b>15</b>                    | <b>15</b>                    |
| Power Steam®                     | No                           | No                           | No                           |
| Hygiene/Anti-allergen            | No                           | No                           | No                           |
| Baby Wear                        | Yes 🧴                        | No                           | No                           |
| Mixed/Daily                      | Yes 🧴                        | Yes 🧴                        | Yes 🧴                        |
| Cotton Normal                    | Yes 🧴                        | Yes 🧴                        | Yes 🧴                        |
| Synthetic                        | Yes 🧴                        | Yes 🧴                        | Yes 🧴                        |
| Cradle Wash® For Delicates       | Yes                          | Yes                          | Yes                          |
| Wool/Woollens                    | Yes                          | Yes                          | Yes                          |
| Cotton Eco Plus                  | Yes                          | Yes                          | Yes                          |
| Express '30                      | Yes                          | Yes                          | Yes                          |
| Rinse+Spin                       | Yes                          | Yes                          | Yes                          |
| Spin Dry/Drain                   | Yes                          | Yes                          | Yes                          |
| Others                           | Tub Clean                    | —                            | —                            |
| <b>WASH PROGRAM OPTIONS</b>      |                              |                              |                              |
| Steam                            | Yes                          | Yes                          | Yes                          |
| Prewash                          | Yes                          | Yes                          | Yes                          |
| Soak                             | No                           | No                           | No                           |
| Temperature Range for Hot Wash   | Cold, 30°C, 40°C, 60°C, 95°C | Cold>Warm>Hot                | Cold>Warm>Hot                |
| Spin Speed                       | No Spin, 400, 600, 800, 1000 | No Spin, 400, 600, 800, 1000 | No Spin, 400, 600, 800, 1000 |
| Others                           | —                            | Extra Rinse, Time Delay      | Extra Rinse                  |
| <b>DIMENSIONS</b>                |                              |                              |                              |
| Net Weight Kg                    | 65                           | 65                           | 65                           |
| Size (W X D X H) mm              | 598 X 513 X 875              | 598 X 513 X 875              | 598 X 513 X 875              |

**SAFETY FEATURES** Child Lock, High-Low Voltage Protection, Self Diagnosis, Auto Imbalance Control, Protective Rat Mesh, Foam Detection, Auto Restart.





**ELENA PLUS SXS 6.5 KG**

**SENORITA VXS 6510**

**SENORITA SXS 6510**

**ELENA ZWS**

|   |  |  |   |
|---|--|--|---|
| 6.5   1000  | 6.5   1000   | 6.5   1000   | 6.5   1000  |
| Silver<br>Silver  | Silver<br>Black  | Silver<br>Black  | White<br>Black  |
| Yes<br>2D<br>Yes<br>Yes<br>No<br>No<br>No<br>No<br>No<br>No<br>No<br>No                 | Yes<br>3D<br>Yes<br>Yes<br>No<br>No<br>No<br>No<br>No<br>No<br>No<br>No          | Yes<br>3D<br>Yes<br>Yes<br>No<br>No<br>No<br>No<br>No<br>No<br>No<br>No          | Yes<br>3D<br>Yes<br>Yes<br>No<br>No<br>No<br>Yes<br>No<br>No<br>No<br>No          |
| <b>10</b>   | <b>10</b>  | <b>10</b>  | <b>10</b>   |
| No<br>No<br>Yes<br>Mixed Soiled<br>Yes<br>Yes<br>Yes<br>Yes<br>Yes<br>Yes<br>Yes<br>Yes | No<br>No<br>Yes<br>Yes<br>Yes<br>Yes<br>Yes<br>Yes<br>Yes<br>Yes<br>Yes<br>Yes   | No<br>No<br>Yes<br>Yes<br>Yes<br>Yes<br>Yes<br>Yes<br>Yes<br>Yes<br>Yes<br>Yes   | No<br>Yes<br>Yes<br>Yes<br>Yes<br>Yes<br>Yes<br>Yes<br>Yes<br>Yes<br>Yes<br>Yes   |
| Tub Clean   | Tub Clean  | Tub Clean  | Tub Clean   |
| Yes<br>Yes<br>No<br>Cold, 30°C, 40°C, 60°C, 95°C<br>No Spin, 400, 600, 800, 1000        | Yes<br>Yes<br>No<br>Cold, 30°C, 40°C, 60°C, 95°C<br>No Spin, 400, 600, 800, 1000 | Yes<br>Yes<br>No<br>Cold, 30°C, 40°C, 60°C, 95°C<br>No Spin, 400, 600, 800, 1000 | Yes<br>Yes<br>Yes<br>Cold, 30°C, 40°C, 60°C, 95°C<br>No Spin, 400, 600, 800, 1000 |
| Rinse Hold  | —  | —  | Extra Rinse, Time Saver, Time Delay   |
| 65<br>598 X 513 X 875   | 65<br>598 X 518 X 875  | 65<br>598 X 518 X 875  | 65<br>598 X 518 X 875   |

indicates program with Steam option

Above models are subject to change/discontinue without any notice.



**ELENA ZSS**

**DIVA AQUA SXS 7010**

**DIVA AQUA VSS 7010**

| <b>CAPACITY KG   RPM</b>         | 6.5   1000                          | 7   1000                     | 7   1000                     |
|----------------------------------|-------------------------------------|------------------------------|------------------------------|
| <b>AESTHETICS</b>                |                                     |                              |                              |
| Body Colour                      | Silver                              | Silver                       | White                        |
| Door Colour                      | Black with Chrome                   | Silver                       | White                        |
| <b>KEY FEATURES</b>              |                                     |                              |                              |
| AI Technology                    | Yes                                 | Yes                          | Yes                          |
| Wash Technology                  | 3D                                  | 2D                           | 2D                           |
| Power Steam®                     | Yes                                 | Yes                          | Yes                          |
| Aqua Energie                     | Yes                                 | Yes                          | Yes                          |
| Eco Inverter Motor               | No                                  | No                           | No                           |
| 9 Swirl Wash                     | No                                  | No                           | No                           |
| Refresh                          | No                                  | No                           | No                           |
| Time Saver                       | Yes                                 | No                           | No                           |
| Wi-Fi/Voice Enabled              | No                                  | No                           | No                           |
| Essentials Order Through Machine | No                                  | No                           | No                           |
| Drum Lamp                        | No                                  | No                           | No                           |
| <b>WASH PROGRAMS</b>             | <b>10</b>                           | <b>8</b>                     | <b>8</b>                     |
| Power Steam®                     | No                                  | No                           | No                           |
| Hygiene/Anti-allergen            | No                                  | No                           | No                           |
| Baby Wear                        | Yes 🧴                               | No                           | No                           |
| Mixed/Daily                      | Yes 🧴                               | Yes 🧴                        | Yes 🧴                        |
| Cotton Normal                    | Yes 🧴                               | Yes 🧴                        | Yes 🧴                        |
| Synthetic                        | Yes 🧴                               | No                           | No                           |
| Cradle Wash® For Delicates       | Yes                                 | Yes                          | Yes                          |
| Wool/Woollens                    | Yes                                 | Yes                          | Yes                          |
| Cotton Eco Plus                  | Yes                                 | Yes                          | Yes                          |
| Express '30                      | Yes                                 | Yes                          | Yes                          |
| Rinse+Spin                       | Yes                                 | Yes                          | Yes                          |
| Spin Dry/Drain                   | Yes                                 | Yes                          | Yes                          |
| Others                           | Tub Clean                           | —                            | —                            |
| <b>WASH PROGRAM OPTIONS</b>      |                                     |                              |                              |
| Steam                            | Yes                                 | Yes                          | Yes                          |
| Prewash                          | Yes                                 | No                           | No                           |
| Soak                             | Yes                                 | No                           | No                           |
| Temperature Range for Hot Wash   | Cold, 30°C, 40°C, 60°C, 95°C        | (Cold>Warm>Hot)              | (Cold>Warm>Hot)              |
| Spin Speed                       | No Spin, 400, 600, 800, 1000        | No Spin, 400, 600, 800, 1000 | No Spin, 400, 600, 800, 1000 |
| Others                           | Extra Rinse, Time Saver, Time Delay | —                            | —                            |
| <b>DIMENSIONS</b>                |                                     |                              |                              |
| Net Weight Kg                    | 65                                  | 65                           | 65                           |
| Size (W X D X H) mm              | 598 X 518 X 875                     | 598 X 613 X 875              | 598 X 613 X 875              |

**SAFETY FEATURES** Child Lock, High-Low Voltage Protection, Self Diagnosis, Auto Imbalance Control, Protective Rat Mesh, Foam Detection, Auto Restart.



**DIVA AQUA MXS**

**DIVA AQUA MSS**

**DIVA AQUA GBS**

**NEO DIVA VXS 7010**

|   |   |   |   |
|---|---|---|---|
| 7   1000  | 7   1000  | 7   1000  | 7   1000  |
| Mocha<br>Mocha  | Metallic Silver<br>Black  | Silver<br>Black   | White<br>White  |
| Yes<br>2D<br>Yes<br>Yes<br>No<br>No<br>No<br>No<br>No<br>No<br>No                               | Yes<br>2D<br>Yes<br>Yes<br>No<br>No<br>No<br>No<br>No<br>No<br>No                               | Yes<br>2D<br>Yes<br>Yes<br>No<br>No<br>No<br>No<br>No<br>No<br>No                               | Yes<br>3D<br>Yes<br>Yes<br>No<br>No<br>No<br>No<br>No<br>No<br>No                     |
| <b>8</b>  | <b>8</b>  | <b>8</b>  | <b>10</b>   |
| No<br>No<br>No<br>Yes<br>Yes<br>No<br>Yes<br>Yes<br>Yes<br>Yes<br>Additives/Rinse<br>Drain+Spin | No<br>No<br>No<br>Yes<br>Yes<br>No<br>Yes<br>Yes<br>Yes<br>Yes<br>Additives/Rinse<br>Drain+Spin | No<br>No<br>No<br>Yes<br>Yes<br>No<br>Yes<br>Yes<br>Yes<br>Yes<br>Additives/Rinse<br>Drain+Spin | No<br>No<br>Yes<br>Yes<br>Yes<br>Yes<br>Yes<br>Yes<br>Yes<br>Yes<br>Yes<br>Yes<br>Yes |
| —   | —   | —   | Tub Clean   |
| Yes<br>No<br>No<br>(Cold>Warm>Hot)<br>No Spin, 400, 600, 800, 1000                              | Yes<br>No<br>No<br>(Cold>Warm>Hot)<br>No Spin, 400, 600, 800, 1000                              | Yes<br>No<br>No<br>(Cold>Warm>Hot)<br>No Spin, 400, 600, 800, 1000                              | Yes<br>Yes<br>No<br>Cold,30°C, 40°C, 60°C, 95°C<br>No Spin, 400, 600, 800, 1000       |
| —   | —   | —   | Rinse Hold  |
| 65<br>598 X 613 X 875   | 65<br>598 X 613 X 875   | 65<br>598 X 613 X 875   | 69<br>598 X 613 X 875   |

indicates program with Steam option

Above models are subject to change/discontinue without any notice.





**NEO DIVA BXS 7010**

**NEO DIVA SXS 7010**

**SERENA ZSS 7010**

|                                  |                              |                              |                              |
|----------------------------------|------------------------------|------------------------------|------------------------------|
| <b>CAPACITY KG   RPM</b>         | 7   1000                     | 7   1000                     | 7   1000                     |
| <b>AESTHETICS</b>                |                              |                              |                              |
| Body Colour                      | White                        | Silver                       | Silver                       |
| Door Colour                      | Black                        | Silver                       | Black                        |
| <b>KEY FEATURES</b>              |                              |                              |                              |
| AI Technology                    | Yes                          | Yes                          | Yes                          |
| Wash Technology                  | 3D                           | 3D                           | 3D                           |
| Power Steam®                     | Yes                          | Yes                          | Yes                          |
| Aqua Energie                     | Yes                          | Yes                          | Yes                          |
| Eco Inverter Motor               | No                           | No                           | No                           |
| 9 Swirl Wash                     | No                           | No                           | No                           |
| Refresh                          | No                           | No                           | No                           |
| Time Saver                       | No                           | No                           | No                           |
| Wi-Fi/Voice Enabled              | No                           | No                           | No                           |
| Essentials Order Through Machine | No                           | No                           | No                           |
| Drum Lamp                        | No                           | No                           | No                           |
| <b>WASH PROGRAMS</b>             | <b>10</b>                    | <b>10</b>                    | <b>12</b>                    |
| Power Steam®                     | No                           | No                           | No                           |
| Hygiene/Anti-allergen            | No                           | No                           | Yes                          |
| Baby Wear                        | Yes                          | Yes                          | Yes                          |
| Mixed/Daily                      | Yes                          | Yes                          | Yes                          |
| Cotton Normal                    | Yes                          | Yes                          | Yes                          |
| Synthetic                        | Yes                          | Yes                          | Yes                          |
| Cradle Wash® For Delicates       | Yes                          | Yes                          | Yes                          |
| Wool/Woollens                    | Yes                          | Yes                          | Yes                          |
| Cotton Eco Plus                  | Yes                          | Yes                          | Yes                          |
| Express '30                      | Yes                          | Yes                          | Yes                          |
| Rinse+Spin                       | Yes                          | Yes                          | Yes                          |
| Spin Dry/Drain                   | Yes                          | Yes                          | Yes                          |
| Others                           | Tub Clean                    | Tub Clean                    | Bulky/Bedding, Tub Clean     |
| <b>WASH PROGRAM OPTIONS</b>      |                              |                              |                              |
| Steam                            | Yes                          | Yes                          | Yes                          |
| Prewash                          | Yes                          | Yes                          | Yes                          |
| Soak                             | No                           | No                           | No                           |
| Temperature Range for Hot Wash   | Cold, 30°C, 40°C, 60°C, 95°C | Cold, 30°C, 40°C, 60°C, 95°C | Cold, 30°C, 40°C, 60°C, 95°C |
| Spin Speed                       | No Spin, 400, 600, 800, 1000 | No Spin, 400, 600, 800, 1000 | No Spin, 400, 600, 800, 1000 |
| Others                           | —                            | Rinse Hold                   | —                            |
| <b>DIMENSIONS</b>                |                              |                              |                              |
| Net Weight Kg                    | 69                           | 69                           | 71                           |
| Size (W X D X H) mm              | 598 X 613 X 875              | 598 X 613 X 875              | 598 X 618 X 875              |

**SAFETY FEATURES** Child Lock, High-Low Voltage Protection, Self Diagnosis, Auto Imbalance Control, Protective Rat Mesh, Foam Detection, Auto Restart.



**ELITE MXS 7 KG**

**ELITE ZLS 7 KG**

**ELITE ZRS 7 KG**

**ELITE ZSS 7 KG**

|   |   |   |   |
|---|---|---|---|
| 7   1200  | 7   1200  | 7   1200  | 7   1200  |
| Mocha<br>Black with Chrome                      | Yellow<br>Black with Chrome                     | Red<br>Black with Chrome                        | Silver<br>Black with Chrome                     |
| Yes   | Yes   | Yes   | Yes   |
| 3D  | 3D  | 3D  | 3D  |
| Yes   | Yes   | Yes   | Yes   |
| Yes   | Yes   | Yes   | Yes   |
| No  | No  | No  | No  |
| No  | No  | No  | No  |
| No  | No  | No  | No  |
| No  | No  | No  | No  |
| No  | No  | No  | No  |
| No  | No  | No  | No  |
| No  | No  | No  | No  |
| <b>12</b>                                       | <b>12</b>                                       | <b>12</b>                                       | <b>12</b>                                       |
| No  | No  | No  | No  |
| Yes   | Yes   | Yes   | Yes   |
| Yes   | Yes   | Yes   | Yes   |
| Mixed Soiled                                    | Mixed Soiled                                    | Mixed Soiled                                    | Mixed Soiled                                    |
| Yes   | Yes   | Yes   | Yes   |
| Yes   | Yes   | Yes   | Yes   |
| Yes   | Yes   | Yes   | Yes   |
| Yes   | Yes   | Yes   | Yes   |
| Yes   | Yes   | Yes   | Yes   |
| Yes   | Yes   | Yes   | Yes   |
| Yes   | Yes   | Yes   | Yes   |
| Yes   | Yes   | Yes   | Yes   |
| Sportswear, Tub Clean                           | Sportswear, Tub Clean                           | Sportswear, Tub Clean                           | Sportswear, Tub Clean                           |
| Yes   | Yes   | Yes   | Yes   |
| Yes   | Yes   | Yes   | Yes   |
| Yes   | Yes   | Yes   | Yes   |
| Cold, 30°C, 40°C, 60°C, 95°C                    | Cold, 30°C, 40°C, 60°C, 95°C                    | Cold, 30°C, 40°C, 60°C, 95°C                    | Cold, 30°C, 40°C, 60°C, 95°C                    |
| No Spin, 400, 600, 800, 1000, 1200              | No Spin, 400, 600, 800, 1000, 1200              | No Spin, 400, 600, 800, 1000, 1200              | No Spin, 400, 600, 800, 1000, 1200              |
| Extra Rinse, Rinse Hold, Time Saver, Time Delay | Extra Rinse, Rinse Hold, Time Saver, Time Delay | Extra Rinse, Rinse Hold, Time Saver, Time Delay | Extra Rinse, Rinse Hold, Time Saver, Time Delay |
| 71  | 71  | 71  | 71  |
| 598 X 618 X 875                                 | 598 X 618 X 875                                 | 598 X 618 X 875                                 | 598 X 618 X 875                                 |

indicates program with Steam option

Above models are subject to change/discontinue without any notice.



### SENATOR MXS

### SENATOR PLUS VXS

### SENATOR PLUS SRS

|                                  |  |   |   |
|----------------------------------|--|---|---|
| <b>CAPACITY KG   RPM</b>         | 8   1200   | 8   1200                                | 8   1200                                |
| <b>AESTHETICS</b>                |  |   |   |
| Body Colour                      | Mocha  | White                                   | Silver                                  |
| Door Colour                      | Black with Chrome                                      | Black                                   | Black with Chrome                       |
| <b>KEY FEATURES</b>              |  |   |   |
| AI Technology                    | Yes  | Yes                                     | Yes                                     |
| Wash Technology                  | 3D   | 4D                                      | 3D                                      |
| Power Steam®                     | Yes  | Yes                                     | Yes                                     |
| Aqua Energie                     | Yes  | Yes                                     | Yes                                     |
| Eco Inverter Motor               | No   | No                                      | No                                      |
| 9 Swirl Wash                     | No   | No                                      | No                                      |
| Refresh                          | No   | No                                      | No                                      |
| Time Saver                       | Yes  | Yes                                     | Yes                                     |
| Wi-Fi/Voice Enabled              | No   | No                                      | No                                      |
| Essentials Order Through Machine | No   | No                                      | No                                      |
| Drum Lamp                        | No   | No                                      | No                                      |
| <b>WASH PROGRAMS</b>             | <b>14</b>  | <b>14</b>                               | <b>14</b>                               |
| Power Steam®                     | No   | No                                      | No                                      |
| Hygiene/Anti-allergen            | Yes  | Yes                                     | Yes                                     |
| Baby Wear                        | Yes  | Yes                                     | Yes                                     |
| Mixed/Daily                      | Yes  | Mixed Soiled                            | Mixed Soiled                            |
| Cotton Normal                    | Yes  | Yes                                     | Yes                                     |
| Synthetic                        | Yes  | Yes                                     | Yes                                     |
| Cradle Wash® For Delicates       | Yes  | Yes                                     | Yes                                     |
| Wool/Woollens                    | Yes  | Yes                                     | Yes                                     |
| Cotton Eco Plus                  | Yes  | Yes                                     | Yes                                     |
| Express '30                      | Yes  | Yes                                     | Yes                                     |
| Rinse+Spin                       | Yes  | Yes                                     | Yes                                     |
| Spin Dry/Drain                   | Yes  | Yes                                     | Yes                                     |
| Others                           | Bulky/Bedding, Sports/Fitness Wear, Uniform, Tub clean | Mixed Soiled+, Bulky/Bedding, Tub Clean | Mixed Soiled+, Bulky/Bedding, Tub Clean |
| <b>WASH PROGRAM OPTIONS</b>      |  |   |   |
| Steam                            | Yes  | Yes                                     | Yes                                     |
| Prewash                          | Yes  | Yes                                     | Yes                                     |
| Soak                             | Yes  | Yes                                     | Yes                                     |
| Temperature Range for Hot Wash   | Cold, 20°C, 30°C, 40°C, 60°C, 95°C                     | Cold, 20°C, 30°C, 40°C, 60°C, 95°C      | Cold, 20°C, 30°C, 40°C, 60°C, 95°C      |
| Spin Speed                       | No Spin, 400, 600, 800, 1000, 1200                     | No Spin, 400, 600, 800, 1000, 1200      | No Spin, 400, 600, 800, 1000, 1200      |
| Others                           | Extra Rinse, Time Saver, Time Delay                    | Extra Rinse, Time Saver, Time Delay     | Extra Rinse, Time Saver, Time Delay     |
| <b>DIMENSIONS</b>                |  |   |   |
| Net Weight Kg                    | 71   | 71                                      | 71                                      |
| Size (W X D X H) mm              | 598 X 624 X 875  | 598 X 624 X 875                         | 598 X 624 X 875                         |

**SAFETY FEATURES** Child Lock, High-Low Voltage Protection, Self Diagnosis, Auto Imbalance Control, Protective Rat Mesh, Foam Detection, Auto Restart.



**SENATOR SXS**

**SENATOR NEO VXS 8012**

**SENATOR NEO GBS**

**SENATOR NEO MSS**

|  |   |   |   |
|--|---|---|---|
| 8   1200   | 8   1200  | 8   1200  | 8   1200  |
| Silver<br>Black  | White<br>White  | Grey<br>Mat Black   | Metallic Silver<br>Mat Black  |
| Yes<br>3D<br>Yes<br>Yes<br>No<br>No<br>No<br>Yes<br>No<br>No<br>No                           | Yes<br>3D<br>Yes<br>Yes<br>No<br>No<br>No<br>No<br>No<br>No<br>No<br>No                     | Yes<br>3D<br>Yes<br>Yes<br>No<br>No<br>No<br>No<br>No<br>No<br>No<br>No                     | Yes<br>3D<br>Yes<br>Yes<br>No<br>No<br>No<br>No<br>No<br>No<br>No<br>No                     |
| <b>14</b>  | <b>10(+1)</b>   | <b>10(+1)</b>   | <b>10(+1)</b>   |
| No<br>Yes<br>Yes<br>Yes<br>Yes<br>Yes<br>Yes<br>Yes<br>Yes<br>Yes<br>Yes<br>Yes              | No<br>No<br>Yes<br>Mixed Soiled<br>Yes<br>Yes<br>Yes<br>Yes<br>Yes<br>Yes<br>Yes<br>Yes     | No<br>No<br>Yes<br>Mixed Soiled<br>Yes<br>Yes<br>Yes<br>Yes<br>Yes<br>Yes<br>Yes<br>Yes     | No<br>No<br>Yes<br>Mixed Soiled<br>Yes<br>Yes<br>Yes<br>Yes<br>Yes<br>Yes<br>Yes<br>Yes     |
| Bulky/Bedding, Sports /Fitness Wear, Uniform, Tub Clean                                      | Tub Clean   | Tub Clean   | Tub Clean   |
| Yes<br>Yes<br>Yes<br>Cold, 20°C, 30°C, 40°C, 60°C, 95°C<br>No Spin, 400, 600, 800,1000, 1200 | Yes<br>Yes<br>No<br>Cold, 20°C, 30°C, 40°C, 60°C, 95°C<br>No Spin, 400, 600, 800,1000, 1200 | Yes<br>Yes<br>No<br>Cold, 20°C, 30°C, 40°C, 60°C, 95°C<br>No Spin, 400, 600, 800,1000, 1200 | Yes<br>Yes<br>No<br>Cold, 20°C, 30°C, 40°C, 60°C, 95°C<br>No Spin, 400, 600, 800,1000, 1200 |
| Extra Rinse, Time Saver, Time Delay  | Rinse Hold  | Rinse Hold  | Rinse Hold  |
| 71<br>598 X 624 X 875  | 69<br>598 X 613 X 875   | 69<br>598 X 613 X 875   | 69<br>598 X 613 X 875   |

indicates program with Steam option

Above models are subject to change/discontinue without any notice.



**SENATOR NEO MXS**

**SENATOR NEO SXS 8012**

**SENATOR ZMS**

|                                  |                                    |                                    |  |
|----------------------------------|------------------------------------|------------------------------------|--|
| <b>CAPACITY KG   RPM</b>         | 8   1200                           | 8   1200                           | 8   1200   |
| <b>AESTHETICS</b>                |                                    |                                    |  |
| Body Colour                      | Mocha                              | Silver                             | Metallic Silver                                  |
| Door Colour                      | Mocha                              | Silver                             | Black  |
| <b>KEY FEATURES</b>              |                                    |                                    |  |
| AI Technology                    | Yes                                | Yes                                | Yes  |
| Wash Technology                  | 3D                                 | 3D                                 | 3D   |
| Power Steam®                     | Yes                                | Yes                                | Yes  |
| Aqua Energie                     | Yes                                | Yes                                | Yes  |
| Eco Inverter Motor               | No                                 | No                                 | No   |
| 9 Swirl Wash                     | No                                 | No                                 | No   |
| Refresh                          | No                                 | No                                 | No   |
| Time Saver                       | No                                 | No                                 | Yes  |
| Wi-Fi/Voice Enabled              | No                                 | No                                 | No   |
| Essentials Order Through Machine | No                                 | No                                 | No   |
| Drum Lamp                        | No                                 | No                                 | No   |
| <b>WASH PROGRAMS</b>             | <b>10(+1)</b>                      | <b>10(+1)</b>                      | <b>12</b>  |
| Power Steam®                     | No                                 | No                                 | No   |
| Hygiene/Anti-allergen            | No                                 | No                                 | Yes  |
| Baby Wear                        | Yes                                | Yes                                | Yes  |
| Mixed/Daily                      | Mixed Soiled                       | Mixed Soiled                       | Mixed Soiled                                     |
| Cotton Normal                    | Yes                                | Yes                                | Yes  |
| Synthetic                        | Yes                                | Yes                                | Yes  |
| Cradle Wash® For Delicates       | Yes                                | Yes                                | Yes  |
| Wool/Woollens                    | Yes                                | Yes                                | Yes  |
| Cotton Eco Plus                  | Yes                                | Yes                                | Yes  |
| Express '30                      | Yes                                | Yes                                | Yes  |
| Rinse+Spin                       | Yes                                | Yes                                | Yes  |
| Spin Dry/Drain                   | Yes                                | Yes                                | Yes  |
| Others                           | Tub Clean                          | Tub Clean                          | Fitness Wear, Tub Clean                          |
| <b>WASH PROGRAM OPTIONS</b>      |                                    |                                    |  |
| Steam                            | Yes                                | Yes                                | Yes  |
| Prewash                          | Yes                                | Yes                                | Yes  |
| Soak                             | No                                 | No                                 | Yes  |
| Temperature Range for Hot Wash   | Cold, 20°C, 30°C, 40°C, 60°C, 95°C | Cold, 20°C, 30°C, 40°C, 60°C, 95°C | Cold, 20°C, 30°C, 40°C, 60°C, 95°C               |
| Spin Speed                       | No Spin, 400, 600, 800, 1000, 1200 | No Spin, 400, 600, 800, 1000, 1200 | No Spin, 400, 600, 800, 1000, 1200               |
| Others                           | Rinse Hold                         | Rinse Hold                         | Extra Rinse, Time Delay, Rinse Hold, Time Saver, |
| <b>DIMENSIONS</b>                |                                    |                                    |  |
| Net Weight Kg                    | 69                                 | 69                                 | 75   |
| Size (W X D X H) mm              | 598 X 613 X 875                    | 598 X 613 X 875                    | 598 X 618 X 875                                  |

**SAFETY FEATURES** Child Lock, High-Low Voltage Protection, Self Diagnosis, Auto Imbalance Control, Protective Rat Mesh, Foam Detection, Auto Restart.





**SENATOR PLUS SXS**

**SENATOR WSS STEAM**

**SENATOR PLUS MXS**

**SENATOR MXS 8014**

|   |  |  |  |
|---|--|--|--|
| 8   1400                                    | 8   1400   | 8   1400   | 8   1400   |
| Silver<br>Black with Chrome                 | Silver<br>Black with Chrome                        | Mocha<br>Black with Chrome                         | Mocha<br>Black with Chrome                         |
| Yes   | Yes  | Yes  | Yes  |
| 4D  | 4D   | 4D   | 4D   |
| Yes   | Yes  | Yes  | Yes  |
| Yes   | Yes  | Yes  | Yes  |
| No  | No   | No   | No   |
| No  | No   | No   | No   |
| No  | Yes  | Yes  | No   |
| Yes   | Yes  | Yes  | Yes  |
| No  | No   | No   | No   |
| No  | No   | No   | No   |
| No  | No   | No   | Yes  |
| <b>14</b>                                   | <b>14</b>  | <b>14</b>  | <b>14</b>  |
| No  | Yes  | Yes  | No   |
| Yes   | Yes  | Yes  | Yes  |
| Yes   | Yes  | Yes  | Yes  |
| Yes   | Yes  | Yes  | Yes  |
| Yes   | Yes  | Yes  | Yes  |
| Yes   | Yes  | Yes  | Yes  |
| Yes   | Yes  | Yes  | Yes  |
| Yes   | Yes  | Yes  | Yes  |
| Yes   | Yes  | Yes  | Yes  |
| Yes   | Yes  | Yes  | Yes  |
| Yes   | Yes  | Yes  | Yes  |
| Mixed Soiled+, Bulky Bedding,<br>Tub Clean  | Bulky Bedding,<br>Tub Clean, Refresh               | Bulky Bedding,<br>Tub Clean, Refresh               | Mixed Soiled+, Bulky/Bedding,<br>Tub Clean         |
| Yes   | Yes  | Yes  | Yes  |
| Yes   | Yes  | Yes  | Yes  |
| Yes   | Yes  | Yes  | Yes  |
| Cold, 20°C, 30°C, 40°C, 60°C, 95°C          | Cold, 20°C, 30°C, 40°C, 60°C, 95°C                 | Cold, 20°C, 30°C, 40°C, 60°C, 95°C                 | Cold, 20°C, 30°C, 40°C, 60°C, 95°C                 |
| No Spin, 400, 600, 800, 1000,<br>1200, 1400 | No Spin, 400, 600, 800, 1000,<br>1200, 1400        | No Spin, 400, 600, 800, 1000,<br>1200, 1400        | No Spin, 400, 600, 800, 1000,<br>1200, 1400        |
| Extra Rinse, Time Saver,<br>Time Delay      | Extra Rinse, Rinse Hold, Time<br>Saver, Time Delay | Extra Rinse, Rinse Hold, Time<br>Saver, Time Delay | Extra Rinse, Rinse Hold, Time<br>Saver, Time Delay |
| 75  | 75   | 75   | 75   |
| 598 X 624 X 875                             | 598 X 624 X 875                                    | 598 X 624 X 875                                    | 598 X 624 X 875                                    |













indicates program with Steam option

Above models are subject to change/discontinue without any notice.



**EXECUTIVE MSS ID**

**EXECUTIVE MXS ID**

|                                  |   |   |
|----------------------------------|---|---|
| <b>CAPACITY KG   RPM</b>         | 9   1400  | 10   1400   |
| <b>AESTHETICS</b>                |   |   |
| Body Colour                      | Metallic Silver   | Mocha   |
| Door Colour                      | Black with Chrome   | Black with Chrome   |
| <b>KEY FEATURES</b>              |   |   |
| AI Technology                    | Yes   | Yes   |
| Wash Technology                  | 4D  | 4D  |
| Power Steam®                     | Yes   | Yes   |
| Aqua Energie                     | Yes   | Yes   |
| Eco Inverter Motor               | Yes   | Yes   |
| 9 Swirl Wash                     | Yes   | Yes   |
| Refresh                          | Yes   | Yes   |
| Time Saver                       | Yes   | Yes   |
| Wi-Fi/Voice Enabled              | No  | No  |
| Essentials Order Through Machine | No  | No  |
| Drum Lamp                        | No  | No  |
| <b>WASH PROGRAMS</b>             | <b>14(+1)</b>   | <b>14(+1)</b>   |
| Power Steam®                     | Yes            | Yes              |
| Hygiene/Anti-allergen            | Yes            | Yes              |
| Baby Wear                        | Yes            | Yes              |
| Mixed/Daily                      | Mixed Soiled+  | Mixed Soiled+  |
| Cotton Normal                    | Yes            | Yes              |
| Synthetic                        | Yes            | Yes              |
| Cradle Wash® For Delicates       | Yes   | Yes   |
| Wool/Woollens                    | Yes   | Yes   |
| Cotton Eco Plus                  | No  | No  |
| Express '30                      | Yes   | Yes   |
| Rinse+Spin                       | Yes   | Yes   |
| Spin Dry/Drain                   | Yes   | Yes   |
| Others                           | Bulky/Bedding, Refresh, Uniform, Tub Clean  | Bulky/Bedding, Refresh, Uniform, Tub Clean  |
| <b>WASH PROGRAM OPTIONS</b>      |   |   |
| Steam                            | Yes   | Yes   |
| Prewash                          | Yes   | Yes   |
| Soak                             | Yes   | Yes   |
| Temperature Range for Hot Wash   | Cold, 20°C, 30°C, 40°C, 60°C, 95°C  | Cold, 20°C, 30°C, 40°C, 60°C, 95°C  |
| Spin Speed                       | No Spin, 400, 600, 800,1000, 1200 1400  | No Spin, 400, 600, 800,1000, 1200 1400  |
| Others                           | Hot Rinse, Extra Rinse, Favourite Cycle, Time Saver, Time Delay Soilage                           | Hot Rinse, Extra Rinse, Favourite Cycle, Time Saver, Time Delay Soilage                             |
| <b>DIMENSIONS</b>                |   |   |
| Net Weight Kg                    | 75  | 75  |
| Size (W X D X H) mm              | 598 X 624 X 875   | 598 X 624 X 875   |

**SAFETY FEATURES** Child Lock, High-Low Voltage Protection, Self Diagnosis, Auto Imbalance Control, Protective Rat Mesh, Foam Detection, Auto Restart.

 indicates program with Steam option

Above models are subject to change/discontinue without any notice.

**Perfect care  
for all  
you wear**



# Top Load Washers

*Top Washing Performance*





## POWER STEAM<sup>®</sup>

### 100% HYGIENIC WASH

Steam penetrates deep into the weave to cleanse. It also neutralises odour causing bacteria. Steam is activated twice during the wash cycle, only in IFB washers—

**01 AT THE START** to dislodge dirt and allergens

**02 AT THE END** to rejuvenate the fabric





## **HOT WASH UP TO 60°C**

### **Removes germs, allergens and dirt!**

We want to give you the best wash possible—a higher temperature wash ensures that no germs, allergens or bacteria survive.

Heavily soiled laundry like bedsheets, linens, kids' clothes and clothes that absorb a lot of sweat in summer; need a thorough hot water cleanse.






## UNIFORM SOAKING & RINSING WITH 3D/4D WASH & TURBO SPRAY

**Accelerating the wash process**

Water jets from 3 directions help in faster soaking and rinsing, an additional 4th Jet Spray acts as a shower tower from above.



## STAINFIGHTER™



## FIGHTS 44 TYPES OF TOUGH STAINS

A special program designed to remove the most stubborn stains. The default temperature is set at 40°C and can be increased to 60°C. Hot water loosens the stains with the help of the Triadic Pulsator's 3 step scrub, swirl and punch action.



## TRIADIC PULSATOR


### All Round Wash Experience

This is a 3 step wash action we call Scrub, Swirl and Punch.

**Soft Scrub** removes stubborn dirt, **Powerful Swirl Jets** dislodge dirt from fabrics and **Mechanical Centre Punch** action pushes out the dirt.

### 360° Bi-axial movement

This enables both vertical and horizontal movement of clothes in the drum resulting in uniform soaking and washing.








## LARGE LINT FILTER

Tiny bits of fibres break out from clothes during the wash due to friction—they are non-biodegradable and cause environmental damage if released in water bodies. Our washers have a large lint filter. It collects the lint released from fabrics like cotton and wool—keeping the environment lint free.



## SOFT CLOSE LID

The door slowly slides and shuts softly when released. Apart from convenience, not banging it hard helps to prolong the life of door.



## IN-BUILT WHEELS FOR MOBILITY

Just tilt the machine and move around as per your convenience for cleaning or to change location.



## CRESCENT MOON DRUM

### *Fabric Protection*

Smooth crescent moon-shaped grooves line the surface of the drum. This creates a gentle water cushion during the wash cycle, absorbing the washing machine action and preventing fabric damage.



# POWERED BY

SAVE WATER. SAVE ENERGY. PROTECT FABRIC



Detects Load



Optimises Program Time



Optimises Water Level




A neural network-based algorithm detects fabric type and weight. It then optimises the wash—duration, water level, wash actions and the level of gentleness needed.



## LOW WATER PRESSURE

Our washers are equipped to work under low water pressure conditions.



## AUTO TUB CLEAN

Intuitively reminds you to run the tub clean program after every 40 cycles, ensuring timely cleaning.



AUTO RESTART



VOLTAGE PROTECTION



AUTO DIAGNOSIS



AUTO IMBALANCE CONTROL



**TL REW 6.5 Kg Aqua**

**TL REG 6.5 Kg Aqua**

**TL RES 6.5 Kg Aqua**

|  |                  |                  |                  |
|--|------------------|------------------|------------------|
| <b>CAPACITY KG</b>                           | 6.5              | 6.5              | 6.5              |
| <b>AESTHETICS</b>                            |                  |                  |                  |
| Body Colour                                  | White            | Medium Grey      | Light Grey       |
| Door Assembly                                | ABS Tinted Black | ABS Tinted Black | ABS Tinted Black |
| Program Selector Knob                        | No               | No               | No               |
| <b>KEY FEATURES</b>                          |                  |                  |                  |
| AI Technology                                | Yes              | Yes              | Yes              |
| Power Steam®                                 | No               | No               | No               |
| Heater (Hot Wash for 99.99% Germ Protection) | No               | No               | No               |
| 3D/4D Wash (For Uniform Soaking & Rinsing)   | 3D               | 3D               | 3D               |
| Soft Closing Door                            | No               | No               | No               |
| Auto Tub Clean                               | No               | No               | No               |
| Spray Rinse                                  | No               | No               | No               |
| Drum Lamp                                    | No               | No               | No               |
| Delay Start                                  | No               | No               | No               |
| <b>NUMBER OF WASH PROGRAMS</b>               | <b>8</b>         | <b>8</b>         | <b>8</b>         |
| Power Wash                                   | Aqua Conserve    | Aqua Conserve    | Aqua Conserve    |
| Smart Sense                                  | Yes              | Yes              | Yes              |
| Express                                      | Yes              | Yes              | Yes              |
| Jeans  | Yes              | Yes              | Yes              |
| Delicates                                    | Yes              | Yes              | Yes              |
| Tub Clean                                    | No               | No               | No               |
| Hygiene+                                     | No               | No               | No               |
| Anti-allergen                                | No               | No               | No               |
| Baby Wear                                    | No               | No               | No               |
| Stainfighter™                                | No               | No               | No               |
| Blanket                                      | No               | No               | No               |
| Silent                                       | No               | No               | No               |
| Favorite                                     | No               | No               | No               |
| Sports Wear                                  | No               | No               | No               |
| Saree  | No               | No               | No               |
| Wash   | Yes              | Yes              | Yes              |
| Rinse  | Yes              | Yes              | Yes              |
| Spin   | Yes              | Yes              | Yes              |
| <b>WASH PROGRAM OPTIONS</b>                  |                  |                  |                  |
| Hot Wash Temperature (°C)                    | No               | No               | No               |
| Inlet Water Temperature Selection            | Cold             | Cold             | Cold             |
| Water Level Selection                        | 4                | 4                | 4                |
| Wash Time Selection (Min)                    | No               | No               | No               |
| Soak Time Selection (Min)                    | No               | No               | No               |
| Rinse Time Selection (Min)                   | No               | No               | No               |
| Spin Time Selection (Min)                    | No               | No               | No               |
| Air Dry Time Selection (Min)                 | No               | No               | No               |
| Spray Rinse Time Selection (Min)             | No               | No               | No               |
| <b>DIMENSIONS</b>                            |                  |                  |                  |
| Platform (W X D X H) MM                      | 570 X 590 X 950  | 570 X 590 X 950  | 570 X 590 X 950  |
| Net Weight Kg                                | 35               | 35               | 35               |

**SAFETY FEATURES**

Auto Imbalance System, Program Memory Backup, High Low Voltage Protection, Child Lock












**TL REWS 6.5 Kg Aqua****TL REGS 6.5 Kg Aqua****TL R1WRS 6.5 Kg Aqua****TL RSS 6.5 Kg Aqua**

|                            |                                  |                               |                                 |
|----------------------------|----------------------------------|-------------------------------|---------------------------------|
| 6.5                        | 6.5                              | 6.5                           | 6.5                             |
| White<br>Glass Transparent | Medium Grey<br>Glass Transparent | Wine Red<br>Glass Transparent | Light Grey<br>Glass Transparent |
| No                         | No                               | No                            | No                              |
| Yes                        | Yes                              | Yes                           | Yes                             |
| Yes                        | Yes                              | Yes                           | No                              |
| Yes                        | Yes                              | Yes                           | No                              |
| 3D                         | 3D                               | 3D                            | 3D                              |
| No                         | No                               | No                            | No                              |
| Yes                        | Yes                              | Yes                           | Yes                             |
| No                         | No                               | No                            | Yes                             |
| No                         | No                               | No                            | No                              |
| Yes                        | Yes                              | Yes                           | Yes                             |
| <b>8</b>                   | <b>8</b>                         | <b>8</b>                      | <b>9</b>                        |
| Mix/Daily                  | Mix/Daily                        | Mix/Daily                     | Yes                             |
| Yes                        | Yes                              | Yes                           | Yes                             |
| Express 30'                | Express 30'                      | Express 30'                   | Yes                             |
| Yes                        | Yes                              | Yes                           | Yes                             |
| Yes                        | Yes                              | Yes                           | Yes                             |
| No                         | No                               | No                            | Yes                             |
| No                         | No                               | No                            | No                              |
| No                         | No                               | No                            | No                              |
| No                         | No                               | No                            | No                              |
| No                         | No                               | No                            | No                              |
| No                         | No                               | No                            | No                              |
| No                         | No                               | No                            | No                              |
| No                         | No                               | No                            | No                              |
| No                         | No                               | No                            | No                              |
| Yes                        | Yes                              | Yes                           | No                              |
| Yes                        | Yes                              | Yes                           | No                              |
| Yes                        | Yes                              | Yes                           | No                              |
| Hot/Steam                  | Hot/Steam                        | Hot/Steam                     | No                              |
| Cold                       | Cold                             | Cold                          | Cold                            |
| 4                          | 4                                | 4                             | 8                               |
| No                         | No                               | No                            | 3~20                            |
| No                         | No                               | No                            | 38/48/58                        |
| No                         | No                               | No                            | 1~5                             |
| No                         | No                               | No                            | 1~9                             |
| No                         | No                               | No                            | 60~120                          |
| No                         | No                               | No                            | 1~5                             |
| 570 X 590 X 950            | 570 X 590 X 950                  | 570 X 590 X 950               | 570 X 590 X 950                 |
| 35                         | 35                               | 35                            | 35                              |

indicates program with Steam @ Hot Wash option

Above models are subject to change/discontinue without any notice.

**TL RPSS 6.5 Kg Aqua****TL R2BRS 6.5 Kg Aqua****TL R2WRS 6.5 Kg Aqua**

| <b>CAPACITY KG</b>                           | 6.5   | 6.5   | 6.5   |
|--|---|---|---|
| <b>AESTHETICS</b>                            |   |   |   |
| Body Colour                                  | Light Grey  | Brown   | Wine Red  |
| Door Assembly                                | Glass Transparent   | Glass Transparent   | Glass Transparent   |
| Program Selector Knob                        | No  | No  | No  |
| <b>KEY FEATURES</b>                          |   |   |   |
| AI Technology                                | Yes   | Yes   | Yes   |
| Power Steam®                                 | Yes   | Yes   | Yes   |
| Heater (Hot Wash for 99.99% Germ Protection) | Yes   | Yes   | Yes   |
| 3D/4D Wash (For Uniform Soaking & Rinsing)   | 3D  | 3D  | 3D  |
| Soft Closing Door                            | No  | No  | No  |
| Auto Tub Clean                               | Yes   | Yes   | Yes   |
| Spray Rinse                                  | Yes   | Yes   | Yes   |
| Drum Lamp                                    | No  | No  | No  |
| Delay Start                                  | Yes   | Yes   | Yes   |
| <b>NUMBER OF WASH PROGRAMS</b>               | <b>10</b>   | <b>6+1*</b>   | <b>6+1*</b>   |
| Power Wash                                   | Mix/Daily    | Mix/Daily   | Mix/Daily   |
| Smart Sense                                  | Yes   | Yes   | Yes   |
| Express                                      | Express 30'   | Express 30'   | Express 30'   |
| Jeans  | Yes     | Yes    | Yes    |
| Delicates                                    | Yes   | Yes   | Yes   |
| Tub Clean                                    | Yes   | Yes   | Yes   |
| Hygiene+                                     | No  | No  | No  |
| Anti-allergen                                | No  | No  | No  |
| Baby Wear                                    | No  | No  | No  |
| Stainfighter™                                | Yes   | Yes   | Yes   |
| Blanket                                      | No  | No  | No  |
| Silent                                       | No  | No  | No  |
| Favorite                                     | No  | No  | No  |
| Sports Wear                                  | No  | No  | No  |
| Saree  | No  | No  | No  |
| Wash   | No  | No  | No  |
| Rinse  | No  | No  | No  |
| Spin   | No  | No  | No  |
| <b>WASH PROGRAM OPTIONS</b>                  |   |   |   |
| Hot Wash Temperature (°C)                    | 40, 60, Steam   | 40, 60, Steam   | 40, 60, Steam   |
| Inlet Water Temperature Selection            | Cold  | Cold  | Cold  |
| Water Level Selection                        | 8   | 8   | 8   |
| Wash Time Selection (Min)                    | 3~20  | 3~20  | 3~20  |
| Soak Time Selection (Min)                    | 38/48/58  | 38/48/58  | 38/48/58  |
| Rinse Time Selection (Min)                   | 1~5   | 1~5   | 1~5   |
| Spin Time Selection (Min)                    | 1~9   | 1~9   | 1~9   |
| Air Dry Time Selection (Min)                 | 120   | 120   | 120   |
| Spray Rinse Time Selection (Min)             | 1~5   | 1~5   | 1~5   |
| <b>DIMENSIONS</b>                            |   |   |   |
| Platform (W X D X H) MM                      | 570 X 590 X 950   | 570 X 590 X 950   | 570 X 590 X 950   |
| Net Weight Kg                                | 35  | 35  | 35  |

**SAFETY FEATURES**

Auto Imbalance System, Program Memory Backup, High Low Voltage Protection, Child Lock



**TL SDG 6.5 Kg Aqua**

**TL SPSS 6.5 Kg Aqua**

**TL S1BRS 6.5 Kg Aqua**

**TL REG 7.0 Kg Aqua**

|  |   |                                    |                                 |
|--|---|------------------------------------|---------------------------------|
| 6.5                                      | 6.5                                     | 6.5                                | 7.0                             |
| Medium Grey<br>Glass Tinted Parisol Grey | Light Grey<br>Glass Tinted Parisol Grey | Brown<br>Glass Tinted Parisol Grey | Medium Grey<br>ABS Tinted Black |
| No                                       | No                                      | No                                 | No                              |
| Yes                                      | Yes                                     | Yes                                | Yes                             |
| No                                       | Yes                                     | Yes                                | No                              |
| No                                       | Yes                                     | Yes                                | No                              |
| 3D                                       | 3D                                      | 3D                                 | 3D                              |
| Yes                                      | Yes                                     | Yes                                | No                              |
| Yes                                      | Yes                                     | Yes                                | No                              |
| Yes                                      | Yes                                     | Yes                                | No                              |
| No                                       | No                                      | No                                 | No                              |
| Yes                                      | Yes                                     | Yes                                | No                              |
| <b>8</b>                                 | <b>8+1*</b>                             | <b>8+1*</b>                        | <b>8</b>                        |
| Yes                                      | Mix/Daily                               | Mix/Daily                          | Aqua conserve                   |
| Yes                                      | Yes                                     | Yes                                | Yes                             |
| Yes                                      | Express 30'                             | Express 30'                        | Yes                             |
| Yes                                      | Yes                                     | Yes                                | Yes                             |
| Yes                                      | Yes                                     | Yes                                | Yes                             |
| Yes                                      | Yes                                     | Yes                                | No                              |
| Yes                                      | No                                      | No                                 | No                              |
| No                                       | Yes                                     | Yes                                | No                              |
| No                                       | No                                      | No                                 | No                              |
| No                                       | Yes                                     | Yes                                | No                              |
| Yes                                      | Blankets (Curtain/Bulky)                | Blankets (Curtain/Bulky)           | No                              |
| No                                       | No                                      | No                                 | No                              |
| No                                       | No                                      | No                                 | No                              |
| No                                       | No                                      | No                                 | No                              |
| No                                       | No                                      | No                                 | No                              |
| No                                       | No                                      | No                                 | Yes                             |
| No                                       | No                                      | No                                 | Yes                             |
| No                                       | No                                      | No                                 | Yes                             |
| No                                       | No                                      | No                                 | Yes                             |
| No                                       | 40,60,Steam                             | 40,60,Steam                        | No                              |
| Cold                                     | Cold                                    | Cold                               | Cold                            |
| 10                                       | 10                                      | 10                                 | 4                               |
| 3~20                                     | 3~20                                    | 3~20                               | No                              |
| 38/48/58                                 | 38/48/58                                | 38/48/58                           | No                              |
| 1~5                                      | 1~5                                     | 1~5                                | No                              |
| 1~9                                      | 1~9                                     | 1~9                                | No                              |
| 60~120                                   | 120                                     | 120                                | No                              |
| 1~5                                      | 1~5                                     | 1~5                                | No                              |
| 570 X 590 X 920                          | 570 X 590 X 920                         | 570 X 590 X 920                    | 570 X 590 X 950                 |
| 37                                       | 37                                      | 37                                 | 35                              |

indicates program with Steam @ Hot Wash option








Above models are subject to change/discontinue without any notice.



**TL RES 7.0 Kg Aqua**

**TL RESS 7.0 Kg Aqua**

**TL REGS 7.0 Kg Aqua**

|  |                  |   |   |
|--|------------------|---|---|
| <b>CAPACITY KG</b>                           | 7.0              | 7.0   | 7.0   |
| <b>AESTHETICS</b>                            |                  |   |   |
| Body Colour                                  | Light Grey       | Light Grey  | Medium Grey   |
| Door Assembly                                | ABS Tinted Black | Glass Transparent   | Glass Transparent   |
| Program Selector Knob                        | No               | No  | No  |
| <b>KEY FEATURES</b>                          |                  |   |   |
| AI Technology                                | Yes              | Yes   | Yes   |
| Power Steam®                                 | No               | Yes   | Yes   |
| Heater (Hot Wash for 99.99% Germ Protection) | No               | Yes   | Yes   |
| 3D/4D Wash (For Uniform Soaking & Rinsing)   | 3D               | 3D  | 3D  |
| Soft Closing Door                            | No               | No  | No  |
| Auto Tub Clean                               | No               | Yes   | Yes   |
| Spray Rinse                                  | No               | No  | No  |
| Drum Lamp                                    | No               | No  | No  |
| Delay Start                                  | No               | Yes   | Yes   |
| <b>NUMBER OF WASH PROGRAMS</b>               | <b>8</b>         | <b>8</b>  | <b>8</b>  |
| Power Wash                                   | Aqua conserve    | Mix/Daily   | Mix/Daily   |
| Smart Sense                                  | Yes              | Yes   | Yes   |
| Express                                      | Yes              | Express 30'   | Express 30'   |
| Jeans  | Yes              | Yes         | Yes         |
| Delicates                                    | Yes              | Yes   | Yes   |
| Tub Clean                                    | No               | No  | No  |
| Hygiene+                                     | No               | No  | No  |
| Anti-allergen                                | No               | No  | No  |
| Baby Wear                                    | No               | No  | No  |
| Stainfighter™                                | No               | No  | No  |
| Blanket                                      | No               | No  | No  |
| Silent                                       | No               | No  | No  |
| Favorite                                     | No               | No  | No  |
| Sports Wear                                  | No               | No  | No  |
| Saree  | No               | No  | No  |
| Wash   | Yes              | Yes   | Yes   |
| Rinse  | Yes              | Yes   | Yes   |
| Spin   | Yes              | Yes   | Yes   |
| <b>WASH PROGRAM OPTIONS</b>                  |                  |   |   |
| Hot Wash Temperature (°C)                    | No               | Hot/Steam   | Hot/Steam   |
| Inlet Water Temperature Selection            | Cold             | Cold  | Cold  |
| Water Level Selection                        | 4                | 4   | 4   |
| Wash Time Selection (Min)                    | No               | No  | No  |
| Soak Time Selection (Min)                    | No               | No  | No  |
| Rinse Time Selection (Min)                   | No               | No  | No  |
| Spin Time Selection (Min)                    | No               | No  | No  |
| Air Dry Time Selection (Min)                 | No               | No  | No  |
| Spray Rinse Time Selection (Min)             | No               | No  | No  |
| <b>DIMENSIONS</b>                            |                  |   |   |
| Platform (W X D X H) MM                      | 570 X 590 X 950  | 570 X 590 X 950   | 570 X 590 X 950   |
| Net Weight Kg                                | 35               | 35  | 35  |

**SAFETY FEATURES**

Auto Imbalance System, Program Memory Backup, High Low Voltage Protection, Child Lock



**TL R1BRS 7.0 Kg Aqua****TL R1WRS 7.0 Kg Aqua****TL RGS 7.0 Kg Aqua****TL R2BR 7.0 Kg Aqua**

|                            |                               |                                  |                            |
|----------------------------|-------------------------------|----------------------------------|----------------------------|
| 7.0                        | 7.0                           | 7.0                              | 7.0                        |
| Brown<br>Glass Transparent | Wine Red<br>Glass Transparent | Medium Grey<br>Glass Transparent | Brown<br>Glass Transparent |
| No                         | No                            | No                               | No                         |
| Yes                        | Yes                           | Yes                              | Yes                        |
| Yes                        | Yes                           | No                               | No                         |
| Yes                        | Yes                           | No                               | No                         |
| 3D                         | 3D                            | 3D                               | 3D                         |
| No                         | No                            | No                               | No                         |
| Yes                        | Yes                           | Yes                              | Yes                        |
| No                         | No                            | No                               | No                         |
| No                         | No                            | No                               | No                         |
| Yes                        | Yes                           | Yes                              | Yes                        |
| <b>8</b>                   | <b>8</b>                      | <b>6</b>                         | <b>6</b>                   |
| Mix/Daily                  | Mix/Daily                     | Yes                              | Yes                        |
| Yes                        | Yes                           | Yes                              | Yes                        |
| Express 30'                | Express 30'                   | Yes                              | Yes                        |
| Yes                        | Yes                           | Yes                              | Yes                        |
| Yes                        | Yes                           | Yes                              | Yes                        |
| No                         | No                            | Yes                              | Yes                        |
| No                         | No                            | No                               | No                         |
| No                         | No                            | No                               | No                         |
| No                         | No                            | No                               | No                         |
| No                         | No                            | No                               | No                         |
| No                         | No                            | No                               | No                         |
| No                         | No                            | No                               | No                         |
| No                         | No                            | No                               | No                         |
| No                         | No                            | No                               | No                         |
| Yes                        | Yes                           | No                               | No                         |
| Yes                        | Yes                           | No                               | No                         |
| Yes                        | Yes                           | No                               | No                         |
| Hot/Steam                  | Hot/Steam                     | No                               | No                         |
| Cold                       | Cold                          | Cold                             | Cold                       |
| 4                          | 4                             | 8                                | 8                          |
| No                         | No                            | 3~20                             | 3~20                       |
| No                         | No                            | 38/48/58                         | 38/48/58                   |
| No                         | No                            | 1~5                              | 1~5                        |
| No                         | No                            | 1~9                              | 1~9                        |
| No                         | No                            | 60~120                           | 60~120                     |
| No                         | No                            | 1~5                              | 1~5                        |
| 570 X 590 X 950            | 570 X 590 X 950               | 570 X 590 X 950                  | 570 X 590 X 950            |
| 35                         | 35                            | 37                               | 37                         |



**TL RPSS 7.0 Kg Aqua**

**TL SDS 7.0 Kg Aqua**

**TL S1WRS 7.0 Kg Aqua**

|  |                   |                           |                           |
|--|-------------------|---------------------------|---------------------------|
| <b>CAPACITY KG</b>                           | 7.0               | 7.0                       | 7.0                       |
| <b>AESTHETICS</b>                            |                   |                           |                           |
| Body Colour                                  | Light Grey        | Light Grey                | Wine Red                  |
| Door Assembly                                | Glass Transparent | Glass Tinted Parisol Grey | Glass Tinted Parisol Grey |
| Program Selector Knob                        | No                | No                        | Membrane with Tact Switch |
| <b>KEY FEATURES</b>                          |                   |                           |                           |
| AI Technology                                | Yes               | Yes                       | Yes                       |
| Power Steam®                                 | Yes               | No                        | Yes                       |
| Heater (Hot Wash for 99.99% Germ Protection) | Yes               | No                        | Yes                       |
| 3D/4D Wash (For Uniform Soaking & Rinsing)   | 3D                | 3D                        | 3D                        |
| Soft Closing Door                            | No                | Yes                       | Yes                       |
| Auto Tub Clean                               | Yes               | Yes                       | Yes                       |
| Spray Rinse                                  | Yes               | Yes                       | Yes                       |
| Drum Lamp                                    | No                | No                        | No                        |
| Delay Start                                  | Yes               | Yes                       | Yes                       |
| <b>NUMBER OF WASH PROGRAMS</b>               | <b>6+1*</b>       | <b>8</b>                  | <b>8+1*</b>               |
| Power Wash                                   | Mix/Daily 🌀🔥+     | Yes                       | Mix/Daily                 |
| Smart Sense                                  | Yes               | Yes                       | Yes                       |
| Express                                      | Express 30'       | Yes                       | Express 30'               |
| Jeans  | Yes 🌀🔥+           | Yes                       | Yes                       |
| Delicates                                    | Yes               | Yes                       | Yes                       |
| Tub Clean                                    | Yes               | Yes                       | Yes                       |
| Hygiene+                                     | No                | Yes                       | No                        |
| Anti-allergen                                | No                | No                        | Yes                       |
| Baby Wear                                    | No                | No                        | No                        |
| Stainfighter™                                | Yes               | No                        | Yes                       |
| Blanket                                      | No                | Yes                       | Blankets (Curtain/Bulky)  |
| Silent                                       | No                | No                        | No                        |
| Favorite                                     | No                | No                        | No                        |
| Sports Wear                                  | No                | No                        | No                        |
| Saree  | No                | No                        | No                        |
| Wash   | No                | No                        | No                        |
| Rinse  | No                | No                        | No                        |
| Spin   | No                | No                        | No                        |
| <b>WASH PROGRAM OPTIONS</b>                  |                   |                           |                           |
| Hot Wash Temperature (°C)                    | 40, 60, Steam     | No                        | 40, 60, Steam             |
| Inlet Water Temperature Selection            | Cold              | Cold                      | Cold                      |
| Water Level Selection                        | 8                 | 10                        | 10                        |
| Wash Time Selection (Min)                    | 3~20              | 3~20                      | 3~20                      |
| Soak Time Selection (Min)                    | 38/48/58          | 38/48/58                  | 38/48/58                  |
| Rinse Time Selection (Min)                   | 1~5               | 1~5                       | 1~5                       |
| Spin Time Selection (Min)                    | 1~9               | 1~9                       | 1~9                       |
| Air Dry Time Selection (Min)                 | 120               | 60 ~ 120                  | 120                       |
| Spray Rinse Time Selection (Min)             | 1~5               | 1~5                       | 1~5                       |
| <b>DIMENSIONS</b>                            |                   |                           |                           |
| Platform (W X D X H) MM                      | 570 X 590 X 950   | 570 X 590 X 920           | 570 X 590 X 920           |
| Net Weight Kg                                | 37                | 37                        | 37                        |

**SAFETY FEATURES**

Auto Imbalance System, Program Memory Backup, High Low Voltage Protection, Child Lock










**TL S1BRS 7.0 Kg Aqua****TL SPGS 7 Kg Aqua****TL R2BRS 8.0 Kg Aqua****TL R3SG 8.0 Kg Aqua**

|                                    |  |                            |   |
|------------------------------------|--|----------------------------|---|
| 7.0                                | 7.0                                      | 8.0                        | 8.0   |
| Brown<br>Glass Tinted Parisol Grey | Medium Grey<br>Glass Tinted Parisol Grey | Brown<br>Glass Transparent | Sparkle Grey<br>Glass Transparent with<br>Chrome Ring |
| No                                 | Yes                                      | No                         | Yes   |
| Yes                                | Yes                                      | Yes                        | Yes   |
| Yes                                | Yes                                      | Yes                        | No  |
| Yes                                | Yes                                      | Yes                        | No  |
| 3D                                 | 3D                                       | 3D                         | 3D  |
| Yes                                | Yes                                      | No                         | No  |
| Yes                                | Yes                                      | Yes                        | Yes   |
| Yes                                | Yes                                      | Yes                        | No  |
| No                                 | No                                       | No                         | No  |
| Yes                                | Yes                                      | Yes                        | Yes   |
| <b>8+1*</b>                        | <b>10+1*</b>                             | <b>6+1*</b>                | <b>6+1*</b>   |
| Mix/Daily                          | Mix/Daily                                | Mix/Daily                  | Mix/Daily   |
| Yes                                | Yes                                      | Yes                        | Yes   |
| Express 30'                        | Express 30'                              | Express 30'                | Express 30'   |
| Yes                                | Yes                                      | Yes                        | Yes   |
| Yes                                | Yes                                      | Yes                        | Yes   |
| Yes                                | Yes                                      | Yes                        | Yes   |
| No                                 | No                                       | No                         | No  |
| Yes                                | Yes                                      | No                         | No  |
| No                                 | Yes                                      | No                         | No  |
| Yes                                | Yes                                      | Yes                        | No  |
| Blankets (Curtain/Bulky)           | Blankets (Curtain/Bulky)                 | No                         | Blankets (Curtain/Bulky)                              |
| No                                 | No                                       | No                         | No  |
| No                                 | My Cycle                                 | No                         | No  |
| No                                 | No                                       | No                         | No  |
| No                                 | No                                       | No                         | No  |
| No                                 | No                                       | No                         | No  |
| No                                 | No                                       | No                         | No  |
| No                                 | No                                       | No                         | No  |
| 40, 60, Steam                      | 40, 60, Steam                            | 40, 60, Steam              | No  |
| Cold                               | Cold                                     | Cold                       | Cold  |
| 10                                 | 10                                       | 8                          | 8   |
| 3~20                               | 3~20                                     | 3~20                       | 3~20  |
| 38/48/58                           | 38/48/58                                 | 38/48/58                   | 10/20/30  |
| 1~5                                | 1~5                                      | 1~5                        | 1~5   |
| 1~9                                | 1~9                                      | 1~9                        | 1~9   |
| 120                                | 120                                      | 120                        | 60~120  |
| 1~5                                | 1~5                                      | 1~5                        | No  |
| 570 X 590 X 920                    | 570 X 590 X 920                          | 570 X 590 X 950            | 570 X 590 X 920                                       |
| 37                                 | 37                                       | 35                         | 38  |

indicates program with Steam @ Hot Wash option

Above models are subject to change/discontinue without any notice.

**TL S1WRS 8.0 Kg Aqua****TL SDSS 8.0 Kg Aqua****TL SBRS 8.0 Kg Aqua**

|  | <b>TL S1WRS 8.0 Kg Aqua</b>   | <b>TL SDSS 8.0 Kg Aqua</b>  | <b>TL SBRS 8.0 Kg Aqua</b>  |
|--|---|---|---|
| <b>CAPACITY KG</b>                           | 8.0   | 8.0   | 8.0   |
| <b>AESTHETICS</b>                            |   |   |   |
| Body Colour                                  | Wine Red  | Light Grey  | Brown   |
| Door Assembly                                | Glass Tinted Parisol Grey   | Glass Tinted Parisol Grey   | Glass Transparent with Chrome Ring  |
| Program Selector Knob                        | No  | Yes   | Yes   |
| <b>KEY FEATURES</b>                          |   |   |   |
| AI Technology                                | Yes   | Yes   | Yes   |
| Power Steam®                                 | Yes   | Yes   | Yes   |
| Heater (Hot Wash for 99.99% Germ Protection) | Yes   | Yes   | Yes   |
| 3D/4D Wash (For Uniform Soaking & Rinsing)   | 3D  | 3D  | 3D  |
| Soft Closing Door                            | Yes   | Yes   | Yes   |
| Auto Tub Clean                               | Yes   | Yes   | Yes   |
| Spray Rinse                                  | Yes   | Yes   | Yes   |
| Drum Lamp                                    | No  | No  | No  |
| Delay Start                                  | Yes   | Yes   | Yes   |
| <b>NUMBER OF WASH PROGRAMS</b>               | <b>8+1*</b>   | <b>10+1*</b>  | <b>10+1*</b>  |
| Power Wash                                   | Mix/Daily    | Mix/Daily    | Mix/Daily    |
| Smart Sense                                  | Yes   | Yes   | Yes   |
| Express                                      | Express 30'   | Express 30'   | Express 30'   |
| Jeans  | Yes          | Yes          | Yes          |
| Delicates                                    | Yes   | Yes   | Yes   |
| Tub Clean                                    | Yes   | Yes   | Yes   |
| Hygiene+                                     | No  | No  | No  |
| Anti-allergen                                | Yes   | Yes   | Yes   |
| Baby Wear                                    | No  | Yes   | Yes   |
| Stainfighter™                                | Yes   | Yes   | Yes   |
| Blanket                                      | Blankets (Curtain/Bulky)  | Blankets (Curtain/Bulky)  | Blankets (Curtain/Bulky)  |
| Silent                                       | No  | No  | No  |
| Favorite                                     | No  | My Cycle  | My Cycle  |
| Sports Wear                                  | No  | No  | No  |
| Saree  | No  | No  | No  |
| Wash   | No  | No  | No  |
| Rinse  | No  | No  | No  |
| Spin   | No  | No  | No  |
| <b>WASH PROGRAM OPTIONS</b>                  |   |   |   |
| Hot Wash Temperature (°C)                    | 40, 60, Steam   | 40, 60, Steam   | 40, 60, Steam   |
| Inlet Water Temperature Selection            | Cold  | Cold  | Cold  |
| Water Level Selection                        | 10  | 10  | 10  |
| Wash Time Selection (Min)                    | 3~20  | 3~20  | 3~20  |
| Soak Time Selection (Min)                    | 38/48/58  | 38/48/58  | 38/48/58  |
| Rinse Time Selection (Min)                   | 1~5   | 1~5   | 1~5   |
| Spin Time Selection (Min)                    | 1~9   | 1~9   | 1~9   |
| Air Dry Time Selection (Min)                 | 120   | 120   | 60~120  |
| Spray Rinse Time Selection (Min)             | 1~5   | 1~5   | 1~5   |
| <b>DIMENSIONS</b>                            |   |   |   |
| Platform (W X D X H) MM                      | 570 X 590 X 920   | 570 X 590 X 920   | 570 X 590 X 950   |
| Net Weight Kg                                | 37  | 38  | 38  |



















**SAFETY FEATURES**

Auto Imbalance System, Program Memory Backup, High Low Voltage Protection, Child Lock

**TL S1LS 8.0 Kg Aqua****TL SPLS 8.0 Kg Aqua****TL-SLBS 9.0 Kg AQUA**

|   |   |                                     |
|---|---|-------------------------------------|
| 8.0   | 8.0   | 9.0                                 |
| Sparkle Silver<br>Glass Tinted Parisol Grey | Sparkle Silver<br>Glass Transparent with<br>Chrome Ring | Sparkle Silver<br>Glass Transparent |
| No  | Yes   | Yes                                 |
| Yes   | Yes   | Yes                                 |
| Yes   | Yes   | Yes                                 |
| Yes   | Yes   | Yes                                 |
| 3D  | 3D  | 4D                                  |
| Yes   | Yes   | Yes                                 |
| Yes   | Yes   | Yes                                 |
| Yes   | Yes   | Yes                                 |
| No  | No  | Yes                                 |
| Yes   | Yes   | Yes                                 |
| <b>8+1*</b>                                 | <b>10+1*</b>  | <b>12+1*</b>                        |
| Mix/Daily                                   | Mix/Daily   | Mix/Daily                           |
| Yes   | Yes   | Yes                                 |
| Express 30'                                 | Express 30'   | Express 30'                         |
| Yes   | Yes   | Yes                                 |
| Yes   | Yes   | Yes                                 |
| Yes   | Yes   | Yes                                 |
| No  | No  | No                                  |
| Yes   | Yes   | Yes                                 |
| No  | Yes   | Yes                                 |
| Yes   | Yes   | Yes                                 |
| Blankets (Curtain/Bulky)                    | Blankets (Curtain/Bulky)                                | Blankets (Curtain/Bulky)            |
| No  | No  | No                                  |
| No  | My Cycle  | My Cycle                            |
| No  | No  | Yes                                 |
| No  | No  | Yes                                 |
| No  | No  | No                                  |
| No  | No  | No                                  |
| No  | No  | No                                  |
| 40, 60, Steam                               | 40, 60, Steam   | 40, 60, Steam                       |
| Cold  | Cold  | Cold                                |
| 10  | 10  | 10                                  |
| 3~20  | 3~20  | 3~20                                |
| 38/48/58                                    | 38/48/58  | 38/48/58                            |
| 1~5   | 1~5   | 1~5                                 |
| 1~9   | 1~9   | 1~9                                 |
| 120   | 60~120  | 60~120                              |
| 1~5   | 1~5   | 1~5                                 |
| 570 X 590 X 920                             | 570 X 590 X 950   | 620 X 640 X 1000                    |
| 37  | 38  | 46                                  |

**TL S4STS 9.0 Kg Aqua****TL SIBS 10.0 Kg AQUA****TL S4BLS 10.0 Kg Aqua**

| <b>CAPACITY KG</b>                           | 9.0   | 10.0  | 10.0  |
|--|---|---|---|
| <b>AESTHETICS</b>                            |   |   |   |
| Body Colour                                  | SUS VCM   | Inox  | Black VCM   |
| Door Assembly                                | Glass Transparent   | Glass Transparent   | Glass Transparent   |
| Program Selector Knob                        | Yes   | Yes   | Yes   |
| <b>KEY FEATURES</b>                          |   |   |   |
| AI Technology                                | Yes   | Yes   | Yes   |
| Power Steam®                                 | Yes   | Yes   | Yes   |
| Heater (Hot Wash for 99.99% Germ Protection) | Yes   | Yes   | Yes   |
| 3D/4D Wash (For Uniform Soaking & Rinsing)   | 4D  | 4D  | 4D  |
| Soft Closing Door                            | Yes   | Yes   | Yes   |
| Auto Tub Clean                               | Yes   | Yes   | Yes   |
| Spray Rinse                                  | Yes   | Yes   | Yes   |
| Drum Lamp                                    | Yes   | Yes   | Yes   |
| Delay Start                                  | Yes   | Yes   | Yes   |
| <b>NUMBER OF WASH PROGRAMS</b>               | <b>12+1*</b>  | <b>12+1*</b>  | <b>12+1*</b>  |
| Power Wash                                   | Mix/Daily    | Mix/Daily    | Mix/Daily    |
| Smart Sense                                  | Yes   | Yes   | Yes   |
| Express                                      | Express 30'   | Express 30'   | Express 30'   |
| Jeans  | Yes          | Yes          | Yes          |
| Delicates                                    | Yes   | Yes   | Yes   |
| Tub Clean                                    | Yes   | Yes   | Yes   |
| Hygiene+                                     | No  | No  | No  |
| Anti-allergen                                | Yes   | Yes   | Yes   |
| Baby Wear                                    | Yes   | Yes   | Yes   |
| Stainfighter™                                | Yes   | Yes   | Yes   |
| Blanket                                      | Blankets (Curtain/Bulky)  | Blankets (Curtain/Bulky)  | Blankets (Curtain/Bulky)  |
| Silent                                       | No  | No  | No  |
| Favorite                                     | My Cycle  | My Cycle  | My Cycle  |
| Sports Wear                                  | Yes   | Yes   | Yes   |
| Saree  | Yes   | Yes   | Yes   |
| Wash   | No  | No  | No  |
| Rinse  | No  | No  | No  |
| Spin   | No  | No  | No  |
| <b>WASH PROGRAM OPTIONS</b>                  |   |   |   |
| Hot Wash Temperature (°C)                    | 40, 60, Steam   | 40, 60, Steam   | 40, 60, Steam   |
| Inlet Water Temperature Selection            | Cold  | Cold  | Cold  |
| Water Level Selection                        | 10  | 10  | 10  |
| Wash Time Selection (Min)                    | 3~20  | 3~20  | 3~20  |
| Soak Time Selection (Min)                    | 38/48/58  | 38/48/58  | 38/48/58  |
| Rinse Time Selection (Min)                   | 1~5   | 1~5   | 1~5   |
| Spin Time Selection (Min)                    | 1~9   | 1~9   | 1~9   |
| Air Dry Time Selection (Min)                 | 60~120  | 60~120  | 60~120  |
| Spray Rinse Time Selection (Min)             | 1~5   | 1~5   | 1~5   |
| <b>DIMENSIONS</b>                            |   |   |   |
| Platform (W X D X H) MM                      | 620 X 640 X 1000  | 620 X 640 X 1030  | 620 X 640 X 1030  |
| Net Weight Kg                                | 46  | 46  | 46  |

**SAFETY FEATURES**

Auto Imbalance System, Program Memory Backup, High Low Voltage Protection, Child Lock

**TL SIBS 11.0 Kg AQUA****TL S4INS 12.0 Kg AQUA****TL S4RBS 12.0 Kg AQUA**

|  |  |  |
|--|--|--|
| 11.0   | 12.0   | 12.0   |
| Inox<br>Glass Transparent  | Inox<br>Glass Transparent  | Royal Blue<br>Glass Transparent  |
| Yes  | Yes  | Yes  |
| Yes  | Yes  | Yes  |
| Yes  | Yes  | Yes  |
| 4D   | 4D   | 4D   |
| Yes  | Yes  | Yes  |
| Yes  | Yes  | Yes  |
| Yes  | Yes  | Yes  |
| Yes  | Yes  | Yes  |
| Yes  | Yes  | Yes  |
| <b>12+1*</b>   | <b>12+1*</b>   | <b>12+1*</b>   |
| Mix/Daily  | Mix/Daily  | Mix/Daily  |
| Yes  | Yes  | Yes  |
| Express 30'  | Express 30'  | Express 30'  |
| Yes  | Yes  | Yes  |
| Yes  | Yes  | Yes  |
| Yes  | Yes  | Yes  |
| No   | No   | No   |
| Yes  | Yes  | Yes  |
| Yes  | Yes  | Yes  |
| Yes  | Yes  | Yes  |
| Blankets (Curtain/Bulky)   | Blankets (Curtain/Bulky)   | Blankets (Curtain/Bulky)   |
| No   | No   | No   |
| My Cycle   | My Cycle   | My Cycle   |
| Yes  | Yes  | Yes  |
| Yes  | Yes  | Yes  |
| No   | No   | No   |
| No   | No   | No   |
| No   | No   | No   |
| 40, 60, Steam<br>Cold<br>10<br>3~20<br>38/48/58<br>1~5<br>1~9<br>60~120<br>1~5 | 30, 40, 60, Steam<br>Cold<br>10<br>3~20<br>38/48/58<br>1~5<br>1~9<br>60~120<br>1~5 | 30, 40, 60, Steam<br>Cold<br>10<br>3~20<br>38/48/58<br>1~5<br>1~9<br>60~120<br>1~5 |
| 620 X 640 X 1030<br>46   | 620 X 640 X 1030<br>46   | 620 X 640 X 1030<br>46   |



100% Clothes  
Dryers

*All weather drying*

with rain,  
comes  
**shine**

**ALL WEATHER DRYING**

Winter dampness? Heavy rain?  
Spring air filled with allergens?  
Humidity? No worries! Enjoy the luxury  
of dry clothes all year round.





## 99.99% GERM FREE CLOTHES

Drying clothes outdoors exposes them to dust, germs and pollution. Avoid this by using an IFB Clothes Dryer for perfectly dry, hygienic clothes.



## ANTI-CREASE

*Don't crease your forehead in worry!*  
Hot and cool air with gentle rotation and auto reverse drying give you dry, wrinkle-free clothes that ready to wear.



## NO MORE FADING

*No colour issues here!*  
We're smarter than the sun when it comes to drying. Those coloured clothes will be as bright once we've dried them.



**PROTECTS FROM  
POLLUTION**




**DRY IN JUST  
60 MINUTES**



**REFRESH CYCLE**



**NO ALLERGIES**



**Turbo Dry EX**

**Turbo Dry**

|                                 | <b>Turbo Dry EX</b>    | <b>Turbo Dry</b>       |
|---------------------------------|------------------------|------------------------|
| <b>CAPACITY KG   RPM</b>        | 5.5   55               | 5.5   55               |
| <b>AESTHETICS</b>               |                        |                        |
| Body Colour                     | Metallic Silver        | White                  |
| Door Assembly                   | Silver-Gloss finish    | White-Gloss finish     |
| Program Selector Knob           | Yes                    | Yes                    |
| <b>KEY FEATURES</b>             |                        |                        |
| Hot Air Drying                  | Yes                    | Yes                    |
| Refresh Cycle                   | Yes                    | Yes                    |
| Anti-crease                     | Yes                    | Yes                    |
| Flexible Placement              | Yes                    | Yes                    |
| Lint Filter                     | Yes                    | Yes                    |
| 2 Way Adjustable Air Out Flow   | Top and Side           | Top and Side           |
| <b>SAFETY FEATURES</b>          |                        |                        |
| Safety Door Switch              | Yes                    | Yes                    |
| Thermal Overload Protector      | Yes                    | Yes                    |
| <b>DRY PROGRAMS</b>             |                        |                        |
| Fabric                          |                        |                        |
| Mixed                           | Yes                    | Yes                    |
| Synthetics                      | Yes                    | Yes                    |
| Cotton                          | Yes                    | Yes                    |
| <b>DRY PROGRAMS OPTIONS</b>     |                        |                        |
| Cupboard Dry                    | Yes                    | Yes                    |
| Iron Dry                        | Yes                    | Yes                    |
| <b>PERFORMANCE</b>              |                        |                        |
| Drying Capability               | 100%                   | 100%                   |
| Energy Consumption* kW          | 2.9                    | 2.9                    |
| Cool Down Time Min              | 13                     | 13                     |
| Maximum Cycle Time <b>Mons</b>  | 180                    | 180                    |
| <b>TECHNICAL SPECIFICATIONS</b> |                        |                        |
| Motor Rating W                  | 125                    | 125                    |
| Heater Rating kW                | 1.8                    | 1.8                    |
| Exhaust Flow Rate Volume L/Sec  | 30                     | 30                     |
| Power Supply V, Phase, Hz       | 220, Single Phase, 50z | 220, Single Phase, 50z |
| <b>DIMENSIONS</b>               |                        |                        |
| Net Weight Kg                   | 26                     | 26                     |
| Size (W X D X H) MM             | 600 X 530 C 720        | 600 X 530 C 720        |

\*Under Standard Testing Conditions



**Turbo Dry MX**



**Turbo Dry MX**



**Turbo Dry MX**

|   |   |   |
|---|---|---|
| 5.5   55  | 5.5   55  | 5.5   55  |
| Mocha<br>Black-Gloss finish<br>Yes              | Red<br>Black-Gloss finish<br>Yes                | Yellow<br>Black-Gloss finish<br>Yes             |
| Yes<br>Yes<br>Yes<br>Yes<br>Yes<br>Top and Side | Yes<br>Yes<br>Yes<br>Yes<br>Yes<br>Top and Side | Yes<br>Yes<br>Yes<br>Yes<br>Yes<br>Top and Side |
| Yes<br>Yes                                      | Yes<br>Yes                                      | Yes<br>Yes                                      |
| Yes<br>Yes<br>Yes                               | Yes<br>Yes<br>Yes                               | Yes<br>Yes<br>Yes                               |
| Yes<br>Yes                                      | Yes<br>Yes                                      | Yes<br>Yes                                      |
| 100%<br>2.9<br>13<br>180                        | 100%<br>2.9<br>13<br>180                        | 100%<br>2.9<br>13<br>180                        |
| 125<br>1.8<br>30<br>220, Single Phase, 50z      | 125<br>1.8<br>30<br>220, Single Phase, 50z      | 125<br>1.8<br>30<br>220, Single Phase, 50z      |
| 26<br>600 X 530 C 720                           | 26<br>600 X 530 C 720                           | 26<br>600 X 530 C 720                           |

*Above models are subject to change/discontinue without any notice.*

# Be *hue* you are

Add colour to your life  
with our vibrant  
Washers and Dryers.



MOCHA MAGIC

SLEEK SILVER



LUNA WHITE

CANARY YELLOW

SCARLET RED

*Industry's Best Comprehensive Warranty*

# TriShield Protection

Other brands offer only 2 years warranty. IFB is the only brand to offer double the warranty, saving you AMC cost.

It includes FREE service check-up every year to make sure the appliance's health and hygiene are maintained.

We are the only brand to offer guarantee on spares availability and service assurance for 10 years from the date of purchase. No component replacement worries.

**TRI-SHIELD PROTECTION**

**4 YEAR MACHINE WARRANTY**

**10 YEAR MOTOR WARRANTY**

T&C apply

**10 YEAR SPARES SUPPORT**

---

**100% PEACE OF MIND**

*We are reputed for our*

**QUALITY**  
**DURABILITY**  
**RELIABILITY**

A streamlined laundry solution

# Stacking Unit

A pull-out shelf that saves space!



**01** Convenient Loading



**02** Helps in keeping essentials and other laundry aids



**03** Fold clothes easily



**Dine with  
flair**





## EXTRAORDINARY SPACE

Size matters. The IFB refrigerator offers the best in segment space advantage backed by ample storage for all those foods and beverages that Indian families love!

---

## EXTRAORDINARY COOLING

It's all about cool! IFB Refrigerators offer powerful and energy efficient cooling with the pioneering Converti Cool advantage. And now, you'll never have to wait for ice again—our ETech ensures its made in less than an hour!

---

## EXTRAORDINARY CONVENIENCE

Everything you need! A host of advantages that include better visibility, both remote through our App and on-ground. Not to mention freedom from unwanted odours and a thoughtful reminder system to ensure food stays fresh and great tasting.

---

*\*Select models only*



# Extraordinary

POWERED BY

E·TECH

IFB

IFB

IFB



IFB



IFB



IFB



INTRODUCING  
THE FROST FREE RANGE

**Brush Metal Black**

**Brush Metal Steel**

**Brush Metal Ash**

**Brush Steel**

**Midnight Bloom**

You'll be spoilt for choice between the classy metallic shades and the vibrant blooms. Accent your kitchen with your style aesthetic.



Frost Free

# Duo Convertible





## EXTRA WIDTH



Gives you more space to comfortably organise your food



## EXTRA SPACE FOR 2.25L BOTTLES

For better door space management



## DUO CONVERTIBLE

1st time in India—7-in-1 freezer modes, powered by Smart Sense AI in the fridge



## 7-in-1 MODES IN FREEZER

Convertible modes for fast and better cooling.

Smart Sense powered by AI in refrigerator



## SURROUND COOL

For powerful and uniform cooling



**FREEZER LED**



**ENERGY EFFICIENT METAL COOL**



**SMART LIGHT DEODORISER**



**FASTEST ICE**





INTRODUCING  
THE DIRECT COOLING RANGE

**Heavenly Hibiscus**

**Midnight Bloom**

**Sweet Valentine**

**Floral Falls**

A captivating centrepiece to your  
culinary haven—transforming the  
kitchen into an art space.







INTRODUCING  
THE DIRECT COOLING RANGE

**Brush Metal Black**

**Anthracite**

**Scarlet Sparkle**

**Cobalt Blue**

**Brush Steel**

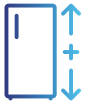
**Brush Metal Ash**

Merge style with functionality,  
and elevate your kitchen to a whole  
new level of urban chic.



Direct Cool  
**ConvertiCool DC**





### EXTRA HEIGHT

Height advantage of up to 170mm  
2+1 shelf without compromising on width



### EXTRA SPACE FOR 2.25L BOTTLES

For better door space management



Healthy fresh maintains the freshness of fruits and vegetables for longer



### CONVERTI COOL with COOPER BOOST

India's First Converti Cool with Dual Control and Copper Boost for powerful and customised cooling



### FASTEST ICE

Made in less than 1 hour

**THICK 65 mm INSULATION**

**VEG BOX WITH HUMIDITY CONTROL**

**WHITE LIGHT FOR BETTER VISIBILITY**

**DIGITAL DISPLAY (UI)**

# FROST FREE RANGE



**ICE COOL**  
**IFBFF-2911FBS**



**ICE COOL**  
**IFBFF-2911FKS**



**SURROUND COOL**  
**IFBFF-2902FBS**

| <b>2023 STAR RATING CATEGORY</b>  | <b>1 STAR Fixed Speed</b>   | <b>1 STAR Fixed Speed</b>   | <b>2 STAR Fixed Speed</b>  |
|---|---|---|--|
| <b>VOLUME L Gross   Total</b><br>Freezer Volume L<br>Refrigerator Volume L  | <b>260   241</b><br>64 L<br>179 L   | <b>260   241</b><br>64 L<br>179 L   | <b>260   243</b><br>64 L<br>179 L  |
| <b>AESTHETICS/CONTROL</b><br>Pattern<br><br>Door Finish<br>Handle<br>Temperature Control  | Brush Steel<br><br>Metal<br>Pocket Handle<br>Thermostat, Timer  | Metal Black<br><br>Metal<br>Pocket Handle<br>Thermostat, Timer  | Brush Steel<br><br>Metal<br>Pocket Handle<br>Thermostat, Timer   |
| <b>FEATURES</b><br>User Interface<br>7-in-1 Convertible Modes<br>Smart Sense AI Indication<br>Fast Ice<br>Cooling Configuration<br>Door Bin FC<br>Door Bin Half RC<br>Half Dairy Bin Cover RC<br>Shallow Full Bin RC<br>Door Bin Bottle RC (2L)<br>Door Bin Bottle RC (1L)<br>Door Sliding Bin RC<br>Slide Tray<br>Vegetable Crisper Cover<br>Humidity Controller<br>Refrigerator Light<br>Freezer Glass Shelf<br>Refrigerator Shelf<br>Glass Shelf Trim Front/Back<br>Shelf Trim Finish<br>Ice Twister<br>Metal Ice Tray<br>Egg Tray (8 eggs)<br>Lock & Key<br>Condenser<br>Refrigerant<br>Compressor<br>Surround Cool<br>Door Alarm<br>Deodoriser (in-built with air duct)<br>Deodoriser without lighting<br>Deodoriser with lighting<br>LED Freezer light<br>Metal Cooling<br>App Access | -<br>-<br>-<br>-<br>Single Fan/EVA<br>2<br>3<br>0<br>-<br>1<br>1<br>-<br>-<br>Honeycomb Finish<br>Yes<br>White LED Bulb<br>1, Toughened Glass<br>1+2, Toughened Glass<br>Yes<br>Normal, White<br>No<br>2<br>1<br>No<br>Internal<br>R600A<br>Fixed Speed<br>No<br>No<br>Yes<br>-<br>-<br>-<br>-<br>- | -<br>-<br>-<br>-<br>Single Fan/EVA<br>2<br>3<br>0<br>-<br>1<br>1<br>-<br>-<br>Honeycomb Finish<br>Yes<br>White LED Bulb<br>1, Toughened Glass<br>1+2, Toughened Glass<br>Yes<br>Normal, White<br>No<br>2<br>1<br>No<br>Internal<br>R600A<br>Fixed Speed<br>No<br>No<br>Yes<br>-<br>-<br>-<br>-<br>- | -<br>-<br>-<br>-<br>Single Fan/EVA<br>2<br>3<br>1<br>-<br>1<br>1<br>-<br>-<br>Honeycomb Finish<br>Yes<br>White LED Bulb<br>1, Toughened Glass<br>1+2, Toughened Glass<br>Yes<br>Normal, White<br>Yes<br>-<br>1<br>Yes<br>Internal<br>R600A<br>Fixed Speed<br>Yes<br>-<br>Yes<br>-<br>-<br>-<br>- |
| <b>DIMENSIONS</b><br>Net Weight Kg<br>Product Size (W X D X H) mm   | <b>DIMENSIONS</b><br>54<br>594 X 670 X 1544   | <b>DIMENSIONS</b><br>50<br>594 X 670 X 1544   | <b>DIMENSIONS</b><br>54<br>594 X 670 X 1544  |



**ECO COOL**  
**IFBFF-2902IGS**

**SURROUND COOL**  
**IFBFF-2902FBS**

**SURROUND COOL**  
**IFBFF-2902FRB**

**SURROUND COOL**  
**IFBFF-2902FBB**

**EXPERT COOL**  
**IFBFF-2913IBSU**

| 2 STAR<br>Inverter  | 2 STAR<br>Fixed Speed  | 2 STAR<br>Fixed Speed  | 2 STAR<br>Fixed Speed  | 3 STAR<br>Inverter UI  |
|---|--|--|--|--|
| <b>260   243</b><br>64 L<br>179 L   | <b>260   243</b><br>64 L<br>179 L  | <b>260   243</b><br>64 L<br>179 L  | <b>260   243</b><br>64 L<br>179 L  | <b>260   241</b><br>64 L<br>177 L  |
| Brush Metal Ash<br>Metal<br>Pocket Handle<br>Thermostat, Timer  | Brush Metal Black<br>Metal<br>Pocket Handle<br>Thermostat, Timer   | Midnight Bloom<br>Red<br>Metal<br>Pocket Handle<br>Thermostat, Timer   | Midnight Bloom<br>Blue<br>Metal<br>Pocket Handle<br>Thermostat, Timer  | Brush Steel<br>Metal<br>Pocket Handle<br>Electronic  |
| -<br>-<br>-<br>-<br>Single Fan/EVA<br>2<br>3<br>1<br>-<br>1<br>1<br>-<br>-<br>Honeycomb Finish<br>Yes<br>White LED Bulb<br>1, Toughened Glass<br>1+2, Toughened Glass<br>Yes<br>Normal, White<br>Yes<br>-<br>1<br>Yes<br>Internal<br>R600A<br>Drop-in Inverter<br>Yes<br>-<br>Yes<br>-<br>-<br>-<br>- | -<br>-<br>-<br>-<br>Single Fan/EVA<br>2<br>3<br>1<br>-<br>1<br>1<br>-<br>-<br>Honeycomb Finish<br>Yes<br>White LED Bulb<br>1, Toughened Glass<br>1+2, Toughened Glass<br>Yes<br>Normal, White<br>Yes<br>-<br>1<br>Yes<br>Internal<br>R600A<br>Fixed Speed<br>Yes<br>-<br>Yes<br>-<br>-<br>-<br>- | -<br>-<br>-<br>-<br>Single Fan/EVA<br>2<br>3<br>1<br>-<br>1<br>1<br>-<br>-<br>Honeycomb Finish<br>Yes<br>White LED Bulb<br>1, Toughened Glass<br>1+2, Toughened Glass<br>Yes<br>Normal, White<br>Yes<br>-<br>1<br>Yes<br>Internal<br>R600A<br>Fixed Speed<br>Yes<br>-<br>Yes<br>-<br>-<br>-<br>- | -<br>-<br>-<br>-<br>Single Fan/EVA<br>2<br>3<br>1<br>-<br>1<br>1<br>-<br>-<br>Honeycomb Finish<br>Yes<br>White LED Bulb<br>1, Toughened Glass<br>1+2, Toughened Glass<br>Yes<br>Normal, White<br>Yes<br>-<br>1<br>Yes<br>Internal<br>R600A<br>Fixed Speed<br>Yes<br>-<br>Yes<br>-<br>-<br>-<br>- | Yes<br>Yes<br>Yes<br>Yes<br>Single Fan/EVA<br>2<br>3<br>1<br>-<br>1<br>1<br>-<br>-<br>Honeycomb Finish<br>Yes<br>FC LED, RC LED<br>1, Toughened Glass<br>1+2, Toughened Glass<br>Yes<br>Normal, White<br>Yes<br>-<br>1<br>Yes<br>Internal<br>R600A<br>Inverter<br>Yes<br>Yes<br>Yes<br>-<br>-<br>Yes<br>-<br>- |
| <b>DIMENSIONS</b><br>50<br>594 X 670 X 1544   | <b>DIMENSIONS</b><br>54<br>594 X 670 X 1544  | <b>DIMENSIONS</b><br>54<br>594 X 670 X 1544  | <b>DIMENSIONS</b><br>54<br>594 X 670 X 1544  | <b>DIMENSIONS</b><br>51<br>594 X 690 X 1544  |

# FROST FREE RANGE



**SURROUND COOL**  
**IFBFF-3152FBS**



**ECO COOL**  
**IFBFF-3152IKS**



**EXPERT COOL**  
**IFBFF-3153IGSU**

| <b>2023 STAR RATING CATEGORY</b>   | <b>2 STAR Fixed Speed</b>                   | <b>2 STAR Inverter</b>                      | <b>3 STAR Inverter UI</b>            |
|--|---|---|--------------------------------------|
| <b>VOLUME L Gross   Total</b><br>Freezer Volume L<br>Refrigerator Volume L | <b>285   265</b><br>64 L<br>201 L           | <b>285   265</b><br>64 L<br>201 L           | <b>285   265</b><br>64 L<br>201 L    |
| <b>AESTHETICS/CONTROL Pattern</b>  | Brush Steel                                 | Brush Metal Black                           | Brush Metal Ash                      |
| Door Finish<br>Handle<br>Temperature Control                               | Metal<br>Pocket Handle<br>Thermostat, Timer | Metal<br>Pocket Handle<br>Thermostat, Timer | Metal<br>Pocket Handle<br>Electronic |
| <b>FEATURES</b>  |   |   |                                      |
| User Interface   | -   | -   | Yes                                  |
| 7-in-1 Convertible Modes   | -   | -   | Yes                                  |
| Smart Sense AI Indication  | -   | -   | Yes                                  |
| Fast Ice   | -   | -   | Yes                                  |
| Cooling Configuration  | Single Fan/EVA                              | Single Fan/EVA                              | Single Fan/EVA                       |
| Door Bin FC  | 2   | 2   | 2                                    |
| Door Bin Half RC   | 4   | 4   | 4                                    |
| Half Dairy Bin Cover RC  | 1   | 1   | 1                                    |
| Shallow Full Bin RC  | -   | -   | -                                    |
| Door Bin Bottle RC (2L)  | 1   | 1   | 1                                    |
| Door Bin Bottle RC (1L)  | 1   | 1   | 1                                    |
| Door Sliding Bin RC  | -   | -   | -                                    |
| Slide Tray   | -   | -   | -                                    |
| Vegetable Crisper Cover  | Honeycomb Finish                            | Honeycomb Finish                            | Honeycomb Finish                     |
| Humidity Controller  | Yes   | Yes   | Yes                                  |
| Refrigerator Light   | White LED Bulb                              | White LED Bulb                              | FC LED, RC LED (Big)                 |
| Freezer Glass Shelf  | 1, Toughened Glass                          | 1, Toughened Glass                          | 1, Toughened Glass                   |
| Refrigerator Shelf   | 1+3, Toughened Glass                        | 1+3, Toughened Glass                        | 1+3, Toughened Glass                 |
| Glass Shelf Trim Front/Back  | Yes   | Yes   | Yes                                  |
| Shelf Trim Finish  | Normal, White                               | Normal, White                               | Normal, White                        |
| Ice Twister  | Yes   | Yes   | Yes                                  |
| Normal Ice Tray  | -   | -   | -                                    |
| Egg Tray (8 eggs)  | 1   | 1   | 1                                    |
| Lock & Key   | Yes   | Yes   | Yes                                  |
| Condenser  | Internal                                    | Internal                                    | Internal                             |
| Refrigerant  | R600A                                       | R600A                                       | R600A                                |
| Compressor   | Fixed Speed                                 | Drop in Inverter                            | Inverter                             |
| Surround Cool  | Yes   | Yes   | Yes                                  |
| Door Alarm   | -   | -   | Yes                                  |
| Deodoriser (in-built with air duct)  | -   | -   | -                                    |
| Deodoriser without lighting  | Yes   | Yes   | -                                    |
| Deodoriser with lighting   | -   | -   | Yes                                  |
| LED Freezer light  | -   | -   | Yes                                  |
| Metal Cooling  | -   | -   | Yes                                  |
| App Access   | -   | -   | -                                    |
| Wi-Fi module   | -   | -   | -                                    |
| Camera   | -   | -   | -                                    |
| <b>DIMENSIONS</b>  | <b>DIMENSIONS</b>                           | <b>DIMENSIONS</b>                           | <b>DIMENSIONS</b>                    |
| Net Weight Kg  | 57  | 53  | 55                                   |
| Product Size (W X D X H) mm  | 594 X 670 X 1652                            | 594 X 670 X 1652                            | 594 X 690 X 1652                     |



**ECO COOL  
IFBFF-3362IBS**



**EXPERT COOL  
IFBFF-3363IGSU**



**EXPERT COOL  
IFBFF-3363IMSU**

| <b>2 STAR<br/>Inverter</b>  | <b>3 STAR<br/>Inverter UI</b>  | <b>3 STAR<br/>Inverter UI</b>  |
|---|--|--|
| <b>306   285</b><br>64 L<br>221 L   | <b>306   285</b><br>64 L<br>221 L  | <b>306   285</b><br>64 L<br>221 L  |
| Brush Steel<br><br>Metal<br>Pocket Handle<br>Thermostat, Timer  | Brush Metal Ash<br><br>Metal<br>Pocket Handle<br>Electronic  | Brush Metal<br>Steel<br>Metal<br>Pocket Handle<br>Electronic   |
| -<br>-<br>-<br>-<br>Single Fan/EVA<br>2<br>2<br>1<br>1<br>1<br>1<br>1<br>-<br>Honeycomb Finish<br>Yes<br>White LED Bulb<br>1, Toughened Glass<br>1+3, Toughened Glass<br>Yes<br>Normal, White<br>Yes<br>-<br>1<br>Yes<br>Internal<br>R600A<br>Drop in Inverter<br>Yes<br>-<br>-<br>Yes<br>-<br>-<br>-<br>-<br>- | Yes<br>Yes<br>Yes<br>Yes<br>Single Fan/EVA<br>2<br>2<br>1<br>1<br>1<br>1<br>1<br>-<br>Honeycomb Finish<br>Yes<br>FC LED, RC LED (Big)<br>1, Toughened Glass<br>1+3, Toughened Glass<br>Yes<br>Normal, White<br>Yes<br>-<br>1<br>Yes<br>Internal<br>R600A<br>Inverter<br>Yes<br>Yes<br>-<br>-<br>Yes<br>Yes<br>Yes<br>-<br>-<br>- | Yes<br>Yes<br>Yes<br>Yes<br>Single Fan/EVA<br>2<br>2<br>1<br>1<br>1<br>1<br>1<br>-<br>Honeycomb Finish<br>Yes<br>FC LED, RC LED (Big)<br>1, Toughened Glass<br>1+3, Toughened Glass<br>Yes<br>Normal, White<br>Yes<br>-<br>1<br>Yes<br>Internal<br>R600A<br>Inverter<br>Yes<br>Yes<br>-<br>-<br>Yes<br>Yes<br>Yes<br>-<br>-<br>- |
| <b>DIMENSIONS</b><br>56<br>594 X 670 X 1738   | <b>DIMENSIONS</b><br>57<br>594 X 690 X 1738  | <b>DIMENSIONS</b><br>57<br>594 X 690 X 1738  |



# DIRECT COOLING RANGE



**METAL COOL  
IFBDC-2131FSS**



**METAL COOL  
IFBDC-2131FRF**



**METAL COOL  
IFBDC-2131FBF**

| 2023 STAR RATING CATEGORY   | 1 STAR Fixed Speed  | 1 STAR Fixed Speed  | 1 STAR Fixed Speed  |
|---|---|---|---|
| <b>VOLUME L Gross   Total</b><br>Freezer Volume L<br>Refrigerator Volume L  | <b>193   187</b><br>12.3<br>167.9   | <b>193   187</b><br>12.3<br>167.9   | <b>193   187</b><br>12.3<br>167.9   |
| <b>AESTHETICS/CONTROL</b><br>Pattern<br>Handle<br>Temperature Control   | Scarlet Sparkle<br>External Handle<br>Mechanical  | Floral Falls + (Red)<br>External Handle<br>Mechanical   | Floral Falls + (Blue)<br>External Handle<br>Mechanical  |
| <b>FEATURES</b><br>Converti Cool<br>Copper Boost<br>Door Bin Half<br>Door Bin Middle<br>Door Bin Bottle<br>Door Bin Bottom<br>Chill Tray<br>Vegetable Crisper Cover<br>Humidity Controller<br>Light<br>Door Switch Type<br>Shelf Type<br>Glass Shelf Trim Front/Back<br>Shelf Trim Finish | No<br>No<br>2<br>1<br>1<br>1<br>Yes<br>Honeycomb Finish<br>Yes<br>Filament Bulb<br>Plunger Switch<br>2, Toughened Glass<br>Yes<br>Normal, White | No<br>No<br>2<br>1<br>1<br>1<br>Yes<br>Honeycomb Finish<br>Yes<br>Filament Bulb<br>Plunger Switch<br>2, Toughened Glass<br>Yes<br>Normal, White | No<br>No<br>2<br>1<br>1<br>1<br>Yes<br>Honeycomb Finish<br>Yes<br>Filament Bulb<br>Plunger Switch<br>2, Toughened Glass<br>Yes<br>Normal, White |
| Metal Ice Tray<br>Egg Tray<br>Lock & Key<br>Condenser<br>Refrigerant/Qty<br>Compressor<br>Cabinet Slider Bin<br>UI<br>Vertical Light  | 1<br>1<br>Yes<br>External<br>R600A, 36g<br>Fixed Speed<br>-<br>-<br>-   | 1<br>1<br>Yes<br>External<br>R600A, 36g<br>Fixed Speed<br>-<br>-<br>-   | 1<br>1<br>Yes<br>External<br>R600A, 36g<br>Fixed Speed<br>-<br>-<br>-   |
| <b>DIMENSIONS</b><br>Net Weight Kg<br>Product Size (W X D X H) mm   | 33<br>539 X 665 X 1228  | 33<br>539 X 665 X 1228  | 33<br>539 X 665 X 1228  |



**METAL COOL**  
**IFBDC-2132FCS**



**METAL COOL**  
**IFBDC-2132FSS**



**METAL COOL**  
**IFBDC-2132FRF**



**METAL COOL**  
**IFBDC-2132FBF**

| 2 STAR<br>Fixed Speed  | 2 STAR<br>Fixed Speed  | 2 STAR<br>Fixed Speed  | 2 STAR<br>Fixed Speed  |
|--|--|--|--|
| 193   187<br>12.3<br>167.9   | 193   187<br>12.3<br>167.9   | 193   187<br>12.3<br>167.9   | 193   187<br>12.3<br>167.9   |
| Cobalt Blue<br>External Handle<br>Mechanical   | Scarlet Sparkle<br>External Handle<br>Mechanical   | Floral Falls + (Red)<br>External Handle<br>Mechanical  | Floral Falls + (Blue)<br>External Handle<br>Mechanical   |
| Yes<br>Yes<br>2<br>1<br>1<br>1<br>Yes<br>Honeycomb Finish<br>Yes<br>White Bulb<br>Plunger Switch<br>2, Toughened Glass<br>Yes<br>Normal, White | Yes<br>Yes<br>2<br>1<br>1<br>1<br>Yes<br>Honeycomb Finish<br>Yes<br>White Bulb<br>Plunger Switch<br>2, Toughened Glass<br>Yes<br>Normal, White | Yes<br>Yes<br>2<br>1<br>1<br>1<br>Yes<br>Honeycomb Finish<br>Yes<br>White Bulb<br>Plunger Switch<br>2, Toughened Glass<br>Yes<br>Normal, White | Yes<br>Yes<br>2<br>1<br>1<br>1<br>Yes<br>Honeycomb Finish<br>Yes<br>White Bulb<br>Plunger Switch<br>2, Toughened Glass<br>Yes<br>Normal, White |
| 2<br>1<br>Yes<br>External<br>R600A, 36g<br>Fixed Speed<br>-<br>-<br>-  | 2<br>1<br>Yes<br>External<br>R600A, 36g<br>Fixed Speed<br>-<br>-<br>-  | 2<br>1<br>Yes<br>External<br>R600A, 36g<br>Fixed Speed<br>-<br>-<br>-  | 2<br>1<br>Yes<br>External<br>R600A, 36g<br>Fixed Speed<br>-<br>-<br>-  |
| 33<br>539 X 665 X 1228   | 33<br>539 X 665 X 1228   | 33<br>539 X 665 X 1228   | 33<br>539 X 665 X 1228   |

# DIRECT COOLING RANGE



**METAL COOL  
IFBDC-2133FAS**



**METAL COOL  
IFBDC-2133FRH**



**METAL COOL  
IFBDC-2133FBH**

| <b>2023 STAR RATING CATEGORY</b>  | <b>3 STAR Fixed Speed</b>  | <b>3 STAR Fixed Speed</b>  | <b>3 STAR Fixed Speed</b>  |
|---|--|--|--|
| <b>VOLUME L Gross   Total</b><br>Freezer Volume L<br>Refrigerator Volume L  | <b>193   187</b><br>12.3<br>167.9  | <b>193   187</b><br>12.3<br>167.9  | <b>193   187</b><br>12.3<br>167.9  |
| <b>AESTHETICS/CONTROL</b><br>Pattern<br>Handle<br>Temperature Control   | Anthracite Solid<br>External Handle<br>Mechanical  | Heavenly Hibiscus + (Red)<br>External Handle<br>Mechanical   | Heavenly Hibiscus + (Blue)<br>External Handle<br>Mechanical  |
| <b>FEATURES</b><br>Converti Cool<br>Copper Boost<br>Door Bin Half<br>Door Bin Middle<br>Door Bin Bottle<br>Door Bin Bottom<br>Chill Tray<br>Vegetable Crisper Cover<br>Humidity Controller<br>Light<br>Door Switch Type<br>Shelf Type<br>Glass Shelf Trim Front/Back<br>Shelf Trim Finish | Yes<br>Yes<br>2<br>1<br>1<br>1<br>Yes<br>Honeycomb Finish<br>Yes<br>White Bulb<br>Plunger Switch<br>2, Toughened Glass<br>Yes<br>Normal, White | Yes<br>Yes<br>2<br>1<br>1<br>1<br>Yes<br>Honeycomb Finish<br>Yes<br>White Bulb<br>Plunger Switch<br>2, Toughened Glass<br>Yes<br>Normal, White | Yes<br>Yes<br>2<br>1<br>1<br>1<br>Yes<br>Honeycomb Finish<br>Yes<br>White Bulb<br>Plunger Switch<br>2, Toughened Glass<br>Yes<br>Normal, White |
| Metal Ice Tray<br>Egg Tray<br>Lock & Key<br>Condenser<br>Refrigerant/Qty<br>Compressor<br>Cabinet Slider Bin<br>UI<br>Vertical Light  | 2<br>1<br>Yes<br>External<br>R600A, 36g<br>Fixed Speed<br>-<br>-<br>-  | 2<br>1<br>Yes<br>External<br>R600A, 36g<br>Fixed Speed<br>-<br>-<br>-  | 2<br>1<br>Yes<br>External<br>R600A, 36g<br>Fixed Speed<br>-<br>-<br>-  |
| <b>DIMENSIONS</b><br>Net Weight Kg<br>Product Size (W X D X H) mm   | 33<br>539 X 665 X 1228   | 33<br>539 X 665 X 1228   | 33<br>539 X 665 X 1228   |



**METAL COOL**  
**IFBDC-2231FSS**



**METAL COOL**  
**IFBDC-2231FRF**

| <b>2023 STAR RATING CATEGORY</b>  | <b>1 STAR Fixed Speed</b>   | <b>1 STAR Fixed Speed</b>   |
|---|---|---|
| <b>VOLUME L Gross   Total</b><br>Freezer Volume L<br>Refrigerator Volume L  | <b>203   197</b><br>12.3<br>177   | <b>203   197</b><br>12.3<br>177   |
| <b>AESTHETICS/CONTROL</b><br>Pattern<br>Handle<br>Temperature Control   | Scarlet Sparkle<br>External Handle<br>Mechanical  | Floral Falls + (Red)<br>External Handle<br>Mechanical   |
| <b>FEATURES</b><br>Converti Cool<br>Copper Boost<br>Door Bin Half<br>Door Bin Middle<br>Door Bin Bottle<br>Door Bin Bottom<br>Chill Tray<br>Vegetable Crisper Cover<br>Humidity Controller<br>Light<br>Door Switch Type<br>Shelf Type<br>Glass Shelf Trim Front/Back<br>Shelf Trim Finish | No<br>No<br>2<br>1<br>1<br>1<br>Yes<br>Honeycomb Finish<br>Yes<br>Filament Bulb<br>Plunger Switch<br>3, Toughened Glass<br>Yes<br>Normal, White | No<br>No<br>2<br>1<br>1<br>1<br>Yes<br>Honeycomb Finish<br>Yes<br>Filament Bulb<br>Plunger Switch<br>3, Toughened Glass<br>Yes<br>Normal, White |
| Metal Ice Tray<br>Egg Tray<br>Lock & Key<br>Condenser<br>Refrigerant/Qty<br>Compressor<br>Cabinet Slider Bin<br>UI<br>Vertical Light  | 1<br>1<br>Yes<br>External<br>R600A, 36g<br>Fixed Speed<br>-<br>-<br>-   | 1<br>1<br>Yes<br>External<br>R600A, 36g<br>Fixed Speed<br>-<br>-<br>-   |
| <b>DIMENSIONS</b><br>Net Weight Kg<br>Product Size (W X D X H) mm   | 36<br>539 X 665 X 1278  | 36<br>539 X 665 X 1278  |

# DIRECT COOLING RANGE



**METAL COOL**  
**IFBDC-2232FSS**



**METAL COOL**  
**IFBDC-2232FAS**



**METAL COOL**  
**IFBDC-2232FBF**

| <b>2023 STAR RATING CATEGORY</b>  | <b>2 STAR Fixed Speed</b>  | <b>2 STAR Fixed Speed</b>  | <b>2 STAR Fixed Speed</b>  |
|---|--|--|--|
| <b>VOLUME L Gross   Total</b><br>Freezer Volume L<br>Refrigerator Volume L  | <b>203   197</b><br>12.3<br>177  | <b>203   197</b><br>12.3<br>177  | <b>203   197</b><br>12.3<br>177  |
| <b>AESTHETICS/CONTROL</b><br>Pattern<br>Handle<br>Temperature Control   | Scarlet Sparkle<br>External Handle<br>Mechanical   | Anthracite<br>External Handle<br>Mechanical  | Floral Falls + (Blue)<br>External Handle<br>Mechanical   |
| <b>FEATURES</b><br>Converti Cool<br>Copper Boost<br>Door Bin Half<br>Door Bin Middle<br>Door Bin Bottle<br>Door Bin Bottom<br>Chill Tray<br>Vegetable Crisper Cover<br>Humidity Controller<br>Light<br>Door Switch Type<br>Shelf Type<br>Glass Shelf Trim Front/Back<br>Shelf Trim Finish | Yes<br>Yes<br>2<br>1<br>1<br>1<br>Yes<br>Honeycomb Finish<br>Yes<br>White Bulb<br>Plunger Switch<br>3, Toughened Glass<br>Yes<br>Normal, White | Yes<br>Yes<br>2<br>1<br>1<br>1<br>Yes<br>Honeycomb Finish<br>Yes<br>White Bulb<br>Plunger Switch<br>3, Toughened Glass<br>Yes<br>Normal, White | Yes<br>Yes<br>2<br>1<br>1<br>1<br>Yes<br>Honeycomb Finish<br>Yes<br>White Bulb<br>Plunger Switch<br>3, Toughened Glass<br>Yes<br>Normal, White |
| Metal Ice Tray<br>Egg Tray<br>Lock & Key<br>Condenser<br>Refrigerant/Qty<br>Compressor<br>Cabinet Slider Bin<br>UI<br>Vertical Light  | 2<br>1<br>Yes<br>External<br>R600A, 36g<br>Fixed Speed<br>-<br>-<br>-  | 2<br>1<br>Yes<br>External<br>R600A, 36g<br>Fixed Speed<br>-<br>-<br>-  | 2<br>1<br>Yes<br>External<br>R600A, 36g<br>Fixed Speed<br>-<br>-<br>-  |
| <b>DIMENSIONS</b><br>Net Weight Kg<br>Product Size (W X D X H) mm   | 36<br>539 X 665 X 1278   | 36<br>539 X 665 X 1278   | 36<br>539 X 665 X 1278   |



**METAL COOL**  
**IFBDC-2232FRF**



**METAL COOL**  
**IFBDC-2233FBS**



**METAL COOL**  
**IFBDC-2233FRB**



**METAL COOL**  
**IFBDC-2233FBB**

| 2 STAR<br>Fixed Speed  | 3 STAR<br>Fixed Speed  | 3 STAR<br>Fixed Speed  | 3 STAR<br>Fixed Speed  |
|--|--|--|--|
| 203   197<br>12.3<br>177   | 203   197<br>12.3<br>177   | 203   197<br>12.3<br>177   | 203   197<br>12.3<br>177   |
| Floral Falls + (Red)<br>External Handle<br>Mechanical  | Brush Steel<br>External Handle<br>Mechanical   | Midnight Bloom Red<br>External Handle<br>Mechanical  | Midnight Bloom Blue<br>External Handle<br>Mechanical   |
| Yes<br>Yes<br>2<br>1<br>1<br>1<br>Yes<br>Honeycomb Finish<br>Yes<br>White Bulb<br>Plunger Switch<br>3, Toughened Glass<br>Yes<br>Normal, White | Yes<br>Yes<br>2<br>1<br>1<br>1<br>Yes<br>Honeycomb Finish<br>Yes<br>White Bulb<br>Plunger Switch<br>3, Toughened Glass<br>Yes<br>Normal, White | Yes<br>Yes<br>2<br>1<br>1<br>1<br>Yes<br>Honeycomb Finish<br>Yes<br>White Bulb<br>Plunger Switch<br>3, Toughened Glass<br>Yes<br>Normal, White | Yes<br>Yes<br>2<br>1<br>1<br>1<br>Yes<br>Honeycomb Finish<br>Yes<br>White Bulb<br>Plunger Switch<br>3, Toughened Glass<br>Yes<br>Normal, White |
| 2<br>1<br>Yes<br>External<br>R600A, 36g<br>Fixed Speed<br>-<br>-<br>-  | 2<br>1<br>Yes<br>External<br>R600A, 36g<br>Fixed Speed<br>-<br>-<br>-  | 2<br>1<br>Yes<br>External<br>R600A, 36g<br>Fixed Speed<br>-<br>-<br>-  | 2<br>1<br>Yes<br>External<br>R600A, 36g<br>Fixed Speed<br>-<br>-<br>-  |
| 36<br>539 X 665 X 1278   | 36<br>539 X 665 X 1278   | 36<br>539 X 665 X 1278   | 36<br>539 X 665 X 1278   |

# DIRECT COOLING RANGE



**METAL COOL  
IFBDC-2322FBS**



**ADVANCE COOL  
IFBDC-2324IGS**



**ADVANCE COOL  
IFBDC-2324IKS**

| <b>2023 STAR RATING CATEGORY</b>  | <b>2 STAR<br/>Fixed Speed</b>  | <b>4 STAR<br/>Inverter</b>   | <b>4 STAR<br/>Inverter</b>   |
|---|--|--|--|
| <b>VOLUME L Gross   Total</b><br>Freezer Volume L<br>Refrigerator Volume L  | <b>212   206</b><br>15.3<br>182.7  | <b>212   206</b><br>15.3<br>182.7  | <b>212   206</b><br>15.3<br>182.7  |
| <b>AESTHETICS/CONTROL</b><br>Pattern<br>Handle<br>Temperature Control   | Brush Steel<br>External Handle<br>Mechanical   | Brush Metal Ash<br>External Handle<br>Mechanical   | Brush Metal Black<br>External Handle<br>Mechanical   |
| <b>FEATURES</b><br>Converti Cool<br>Copper Boost<br>Door Bin Half<br>Door Bin Middle<br>Door Bin Bottle<br>Door Bin Bottom<br>Chill Tray<br>Vegetable Crisper Cover<br>Humidity Controller<br>Light<br>Door Switch Type<br>Shelf Type<br>Glass Shelf Trim Front/Back<br>Shelf Trim Finish | Yes<br>Yes<br>3<br>1<br>1<br>1<br>Yes<br>Honeycomb Finish<br>Yes<br>White Bulb<br>Plunger Switch<br>3, Toughened Glass<br>Yes<br>Normal, White | Yes<br>Yes<br>3<br>1<br>1<br>1<br>Yes<br>Honeycomb Finish<br>Yes<br>White Bulb<br>Plunger Switch<br>3, Toughened Glass<br>Yes<br>Normal, White | Yes<br>Yes<br>3<br>1<br>1<br>1<br>Yes<br>Honeycomb Finish<br>Yes<br>White Bulb<br>Plunger Switch<br>3, Toughened Glass<br>Yes<br>Normal, White |
| Metal Ice Tray<br>Egg Tray<br>Lock & Key<br>Condenser<br>Refrigerant/Qty<br>Compressor<br>Cabinet Slider Bin<br>UI<br>Vertical Light  | 2<br>1<br>Yes<br>External<br>R600A, 36g<br>Fixed Speed<br>-<br>-<br>-  | 2<br>1<br>Yes<br>External<br>R600A, 36g<br>Drop in Inverter<br>-<br>-<br>-   | 2<br>1<br>Yes<br>External<br>R600A, 36g<br>Drop in Inverter<br>-<br>-<br>-   |
| <b>DIMENSIONS</b><br>Net Weight Kg<br>Product Size (W X D X H) mm   | 39<br>539 X 665 X 1333   | 39<br>539 X 665 X 1333   | 39<br>539 X 665 X 1333   |



**ADVANCE COOL PLUS  
IFBDC-2324IKSU**



**ADVANCE COOL  
IFBDC-2324IRV**



**ADVANCE COOL  
IFBDC-2324IBV**



**ADVANCE COOL  
IFBDC-2325IRV**



**ADVANCE COOL  
IFBDC-2325IGS**

| 4 STAR Inverter   | 4 STAR Inverter  | 4 STAR Inverter  | 5 STAR Inverter  | 5 STAR Inverter  |
|---|--|--|--|--|
| 212   206<br>15.3<br>182.7  | 212   206<br>15.3<br>182.7   | 212   206<br>15.3<br>182.7   | 212   206<br>15.3<br>182.7   | 212   206<br>15.3<br>182.7   |
| Brush Metal Black<br>External Handle<br>Electronic  | Sweet Valentine (Red)<br>External Handle<br>Mechanical   | Sweet Valentine (Blue)<br>External Handle<br>Mechanical  | Midnight Bloom Red<br>External Handle<br>Mechanical  | Metal Grey<br>External Handle<br>Mechanical  |
| Yes<br>Yes<br>3<br>1<br>1<br>1<br>Yes<br>Honeycomb Finish<br>Yes<br>Bright Side LED Strip<br>Plunger Switch<br>3, Toughened Glass<br>Yes<br>Normal, White | Yes<br>Yes<br>3<br>1<br>1<br>1<br>Yes<br>Honeycomb Finish<br>Yes<br>White Bulb<br>Plunger Switch<br>3, Toughened Glass<br>Yes<br>Normal, White | Yes<br>Yes<br>3<br>1<br>1<br>1<br>Yes<br>Honeycomb Finish<br>Yes<br>White Bulb<br>Plunger Switch<br>3, Toughened Glass<br>Yes<br>Normal, White | Yes<br>Yes<br>3<br>1<br>1<br>1<br>Yes<br>Honeycomb Finish<br>Yes<br>White Bulb<br>Plunger Switch<br>3, Toughened Glass<br>Yes<br>Normal, White | Yes<br>Yes<br>3<br>1<br>1<br>1<br>Yes<br>Honeycomb Finish<br>Yes<br>White Bulb<br>Plunger Switch<br>3, Toughened Glass<br>Yes<br>Normal, White |
| 2<br>1<br>Yes<br>External<br>R600A, 36g<br>Inverter<br>-<br>Yes<br>Yes  | 2<br>1<br>Yes<br>External<br>R600A, 36g<br>Drop in Inverter<br>-<br>-<br>-   | 2<br>1<br>Yes<br>External<br>R600A, 36g<br>Drop in Inverter<br>-<br>-<br>-   | 2<br>1<br>Yes<br>External<br>R600A, 36g<br>Drop in Inverter<br>-<br>-<br>-   | 2<br>1<br>Yes<br>External<br>R600A, 36g<br>Drop in Inverter<br>-<br>-<br>-   |
| 39<br>539 X 665 X 1333  | 39<br>539 X 665 X 1333   | 39<br>539 X 665 X 1333   | 39<br>539 X 665 X 1333   | 39<br>539 X 665 X 1333   |



# DIRECT COOLING RANGE



**METAL COOL  
IFBDC-2483FBS**



**METAL COOL  
IFBDC-2483FRH**



**METAL COOL  
IFBDC-2483FBH**

| <b>2023 STAR RATING CATEGORY</b>  | <b>3 STAR Fixed Speed</b>   | <b>3 STAR Fixed Speed</b>   | <b>3 STAR Fixed Speed</b>   |
|---|---|---|---|
| <b>VOLUME L Gross   Total</b><br>Freezer Volume L<br>Refrigerator Volume L  | <b>228   222</b><br>18.5<br>195.1   | <b>228   222</b><br>18.5<br>195.1   | <b>228   222</b><br>18.5<br>195.1   |
| <b>AESTHETICS/CONTROL</b><br>Pattern<br>Handle<br>Temperature Control   | Brush Steel<br>External Handle<br>Mechanical  | Heavenly Hibiscus + (Red)<br>External Handle<br>Mechanical  | Heavenly Hibiscus + (Blue)<br>External Handle<br>Mechanical   |
| <b>FEATURES</b><br>Converti Cool<br>Copper Boost<br>Door Bin Half<br>Door Bin Middle<br>Door Bin Bottle<br>Door Bin Bottom<br>Chill Tray<br>Vegetable Crisper Cover<br>Humidity Controller<br>Light<br>Door Switch Type<br>Shelf Type<br>Glass Shelf Trim Front/Back<br>Shelf Trim Finish | Yes<br>Yes<br>3<br>1<br>1<br>1<br>Yes<br>Honeycomb Finish<br>Yes<br>White Bulb<br>Rocker Switch<br>3, Toughened Glass<br>Yes<br>Normal, White | Yes<br>Yes<br>3<br>1<br>1<br>1<br>Yes<br>Honeycomb Finish<br>Yes<br>White Bulb<br>Rocker Switch<br>3, Toughened Glass<br>Yes<br>Normal, White | Yes<br>Yes<br>3<br>1<br>1<br>1<br>Yes<br>Honeycomb Finish<br>Yes<br>White Bulb<br>Rocker Switch<br>3, Toughened Glass<br>Yes<br>Normal, White |
| Metal Ice Tray<br>Egg Tray<br>Lock & Key<br>Condenser<br>Refrigerant/Qty<br>Compressor<br>Cabinet Slider Bin<br>UI<br>Vertical Light  | 2<br>1<br>Yes<br>Internal<br>R600A, 36g<br>Fix Speed<br>Yes<br>-<br>-   | 2<br>1<br>Yes<br>Internal<br>R600A, 36g<br>Fix Speed<br>Yes<br>-<br>-   | 2<br>1<br>Yes<br>Internal<br>R600A, 36g<br>Fix Speed<br>Yes<br>-<br>-   |
| <b>DIMENSIONS</b><br>Net Weight Kg<br>Product Size (W X D X H) mm   | 42<br>585 X 705 X 1400  | 42<br>585 X 705 X 1400  | 42<br>585 X 705 X 1400  |



**ADVANCE COOL  
IFBDC-2774IGS**



**ADVANCE COOL  
IFBDC-2774IRV**

| <b>2023 STAR RATING<br/>CATEGORY</b>  | <b>4 STAR<br/>Inverter</b>  | <b>4 STAR<br/>Inverter</b>  |
|---|---|---|
| <b>VOLUME L Gross   Total</b><br>Freezer Volume L<br>Refrigerator Volume L  | <b>257   251</b><br>18.5<br>123.5   | <b>257   251</b><br>18.5<br>123.5   |
| <b>AESTHETICS/CONTROL</b><br>Pattern<br>Handle<br>Temperature Control   | Brush Metal Ash<br>External Handle<br>Mechanical  | Sweet Valentine (Red)<br>External Handle<br>Mechanical  |
| <b>FEATURES</b><br>Converti Cool<br>Copper Boost<br>Door Bin Half<br>Door Bin Middle<br>Door Bin Bottle<br>Door Bin Bottom<br>Chill Tray<br>Vegetable Crisper Cover<br>Humidity Controller<br>Light<br>Door Switch Type<br>Shelf Type<br>Glass Shelf Trim Front/Back<br>Shelf Trim Finish | Yes<br>Yes<br>3<br>1<br>1<br>1<br>Yes<br>Honeycomb Finish<br>Yes<br>White Bulb<br>Rocker Switch<br>4, Toughened Glass<br>Yes<br>Normal, White | Yes<br>Yes<br>3<br>1<br>1<br>1<br>Yes<br>Honeycomb Finish<br>Yes<br>White Bulb<br>Rocker Switch<br>4, Toughened Glass<br>Yes<br>Normal, White |
| Metal Ice Tray<br>Egg Tray<br>Lock & Key<br>Condenser<br>Refrigerant/Qty<br>Compressor<br>Cabinet Slider Bin<br>UI<br>Vertical Light  | 2<br>1<br>Yes<br>Internal<br>R600A, 36g<br>Drop in Inverter<br>Yes<br>-<br>-  | 2<br>1<br>Yes<br>Internal<br>R600A, 36g<br>Drop in Inverter<br>Yes<br>-<br>-  |
| <b>DIMENSIONS</b><br>Net Weight Kg<br>Product Size (W X D X H) mm   | 48<br>585 X 705 X 1540  | 48<br>585 X 705 X 1540  |

# Ovens

**IFB**

**QUARTZ**

OVEN | 28QOLCD1

40% FASTER HEATING

*Everyone's invited!  
The 10-in-1 Kitchen Ally*



**WITH 5  
QUINTESSENTIAL  
COOKING  
ACCESSORIES**

- 12" Pizza Pan
- Removable Wire Rack
- Removable Crumb Tray
- Baking Pan
- Dehydrate Rack



# USP OF QUARTZ

Specially designed heating mechanism with 4 quartz tubes that heat 40% more evenly in seconds.



**40% FAST QUARTZ HEATING MECHANISM**



**EXTRA LARGE CAPACITY**



**11 PRESET COOKING**



**VELVET TOUCH DOOR HANDLE**



**NON STICK PYRAMID TRAY**



**12" PIZZA TRAY**



**HIGH CONTRAST LCD DISPLAY**



**TURBO CONVECTION FAN**



**DEHYDRATION**



**ONE TOUCH °C > °F**



**DRY ROAST FUNCTION**



**EASY CLEAN NON STICK CRUMB TRAY**

## WHY 10-IN 1?

Say goodbye to cluttered counter tops and bring in the kitchen master!



**Griller**



**Tandoor**



**Food Warmer**



**Sandwich Maker**



**Convection Oven**



**Toaster**



**Air Fryer**



**Dehydrator**



**Pizza Oven**



**Salamander**



**28QOLCD1**

### CLASSIFICATION & DETAILS

|                   |                           |
|-------------------|---------------------------|
| Type              | Quartz Oven               |
| Capacity (L)      | 28                        |
| Installation Type | Free Standing, Countertop |

### AESTHETICS

|               |                       |
|---------------|-----------------------|
| Colour/Design | Dark Grey             |
| Cavity        | Enamelled Cavity      |
| Control       | Control Knob & Button |

### KEY FEATURES

|                                  |  |
|----------------------------------|--|
| Convection Fan                   | Controllable turbo convection fan      |
| Heater                           | 04 Quartz heaters (02 top & 02 bottom) |
| Handle                           | Velvet Touch                           |
| Rotisserie                       | NA                                     |
| Powerful Fan                     | Yes with button                        |
| Tangential Ventilation           | NA                                     |
| Rack Positioning                 | 2                                      |
| Programs                         | 11                                     |
| Display                          | LCD                                    |
| Meat Probe                       | NA                                     |
| Door Glass                       | Clear Glass                            |
| Pizza Function                   | Yes                                    |
| Fast Pre Heat                    | Yes                                    |
| Oven Light                       | Yes with button                        |
| Cooling Fan                      | No                                     |
| Baking pan, drip tray and grid   | 1 each                                 |
| Dehydrate Rack & 12" Pizza plate | 1 each                                 |
| Power Cord                       | 1 meter                                |
| Celsius to Fahrenheit            | Yes                                    |
| Auto Preheat                     | Yes                                    |
| ACCESSORIES COATING              | Poly tetra fluoroethylene (PTFE)       |
| Toast Function                   | Yes                                    |
| Roast Function                   | Yes                                    |
| Bake Function                    | Yes                                    |
| Broil Function                   | Yes                                    |
| Keep Warm Function               | Yes                                    |
| Defrost Function                 | Yes                                    |
| Dehydrate Function               | Yes                                    |
| Reheat Function                  | Yes                                    |
| Cavity Coating                   | Non stick Oil                          |
| Recipe Book                      | Yes                                    |

### DIMENSIONS

|                                       |                 |
|---------------------------------------|-----------------|
| Cavity in Cabinet Size (W x D x H) mm | 475 X 398 X 296 |
|---------------------------------------|-----------------|

### WARRANTY

|  |
|--|
| 2 years comprehensive warranty/<br>6 years spare support |
|--|

# Microwave Ovens

*Can food be tasty  
and healthy?*

Thoughtful health features such as Oil Free Cooking and Disinfect make IFB Microwave Ovens the most natural choice for your kitchen. Uncompromise on hygiene with Steam Clean, ensuring germ-free cooking and enhancing food safety for your family.

**SOLO  
GRILL  
CONVECTION  
ROTISSERIE CONVECTION  
OIL FREE COOKING**



# uncompromise on **taste & health**



**Yummy and healthy CONVECTION RECIPE**

## OIL FREE COOKING

*Taste the food, not the oil!* Cook using very little or no oil, enhancing the taste and nutrition of your food. Reheat, grill or bake.



**MULTI-PURPOSE TAWA**



**MULTI-PURPOSE BAKING PLATE**



**AUTO COOK MENUS**



**DUAL HEATER TECHNOLOGY**



**Short and sweet SOLO RECIPE**



**360° MOTORISED ROTISSERIE**

Deliciously crisp, perfect grilling every time!



**ONE-TOUCH BARBEQUE**

Satisfy barbecue cravings. Ideal for kebabs and tikkas.



**AUTO DEFROST**

*Just enter the weight and save time!* Defrosting made easy. Enter the defrosting time and you're good to go!



**STEAM CLEAN**

Frees your microwave of grease and food odours in a minutes. Ideal after cooking or heating spicy or oily food.



**DISINFECT**

Complete germ care for dishes and little ones' essentials such as baby bottles and utensils, sterilised in minutes.



**DEODORISE**

Ensures every meal starts germ free and fresh by removing stale odour from inside the microwave.

uncompromise on **performance & convenience**



## GRILL MODE

Enjoy well-done pizzas, kebabs, or cakes in minutes as the double grill function works to distribute heat evenly.



## YOGHURT

Enjoy creamy yoghurt at the touch of a button using a pre-set Auto Cook Menu.



## FERMENTATION

Uses precise temperature settings to encourage the growth of bacterial cultures, enabling easy fermentation of doughs and batters at home.



## MULTI-STAGE COOKING

Enjoy well-done pizzas, kebabs, or cakes in minutes as the double grill function works to distribute heat evenly.




## COMBINATION COOKING

Cook and brown delicious meals blending the magic of convection and grill modes.

## uncompromise on **performance & convenience**



**ADJUSTABLE  
POWER LEVEL**



**HEATER  
SELECTOR  
OPTION**



**TEMPERATURE  
SETTING**



**KEEP  
WARM**



**AUTO  
REHEAT**



**DELAY  
START**

## uncompromise on **peace of mind**



### **CHILD LOCK**

So essential if you have kids —a safety feature that locks the keypad to prevent children from tampering with the settings.



### **POWER SAVE**

A variable energy saving feature that offers pre-set choices depending on your menu.



**OVERHEATING  
PROTECTION**



**SENSOR  
MALFUNCTION  
PROTECTION**



## **GOURMET MEALS AT HOME!**

*Whip up your favourites in a microwave oven!*  
Set yourself free with a variety of recipes ready in minutes.



Scan to visit  
IFB Spice Secrets  
recipe page



**30BC5****23BC5****20BC5****CLASSIFICATION & DETAILS**

|                   |               |               |               |
|-------------------|---------------|---------------|---------------|
| Type              | Convection    | Convection    | Convection    |
| Special Mode      | OFC           | OFC           | OFC           |
| Capacity (L)      | 30            | 23            | 20            |
| Installation Type | Free standing | Free standing | Free Standing |

**AESTHETICS**

|               |                 |                 |                 |
|---------------|-----------------|-----------------|-----------------|
| Colour/Design | Black + Floral  | Black           | Black           |
| Cavity        | Stainless Steel | Stainless Steel | Stainless Steel |
| Display       | LED             | LED             | LED             |

**KEY FEATURES**

|                          |                |                |                |
|--------------------------|----------------|----------------|----------------|
| Steam Clean              | Yes            | Yes            | Yes            |
| Disinfect                | Yes            | Yes            | Yes            |
| Deodorize                | Yes            | Yes            | Yes            |
| Auto Defrost             | Weight Defrost | Weight Defrost | Weight Defrost |
| (Convection + Microwave) | 4              | 4              | 4              |
| (Grill + Microwave)      | 2              | 2              | 2              |
| Multi-Stage Cooking      | Yes            | —              | Yes            |
| Rotisserie               | —              | —              | —              |
| Grill Mode               | Yes            | Yes            | Yes            |
| Yoghurt                  | Yes            | Yes            | Yes            |
| Fermentation             | Yes            | Yes            | Yes            |
| Auto Cook Menus          | 101            | 71             | 71             |
| Heater Selector Option   | Yes            | Yes            | Yes            |
| Temperature Setting      | 10 (110–200°C) | 10 (110–200°C) | 10 (110–200°C) |
| Power Levels             | 5              | 10             | 5              |
| Auto Reheat              | Yes            | Yes            | Yes            |
| Delay Start              | —              | Yes            | —              |
| Keep Warm                | —              | Yes            | —              |
| Power Save               | Yes            | Yes            | Yes            |

**SAFETY FEATURES**

|                               |     |     |     |
|-------------------------------|-----|-----|-----|
| Child Lock                    | Yes | Yes | Yes |
| Overheating Protection        | Yes | Yes | Yes |
| Sensor Malfunction Protection | Yes | Yes | Yes |
| Intelligent Cooling System    | Yes | Yes | Yes |

**OTHER FEATURES**

|                          |             |               |             |
|--------------------------|-------------|---------------|-------------|
| Digital Clock            | Yes         | Yes           | Yes         |
| Timer Option             | Yes         | Digital Timer | Yes         |
| Express Cook/Quick Start | Quick Start | Quick Start   | Quick Start |

**PERFORMANCE**

|                  |       |       |       |
|------------------|-------|-------|-------|
| Microwave Output | 900 W | 900 W | 800 W |
|------------------|-------|-------|-------|

**DIMENSIONS**

|                     |                 |                 |                 |
|---------------------|-----------------|-----------------|-----------------|
| Net Weight (Kg)     | 18.3            | 14.1            | 15              |
| Size (W x D x H) mm | 300 x 539 x 437 | 281 x 483 x 400 | 262 x 452 x 390 |

**WARRANTY**

|  |  |  |  |
|--|--|--|--|
|  | 1 Year on Machine +<br>3 Years on Magnetron & Cavity<br>+ 6 Years Spare Part Support | 1 Year on Machine +<br>3 Years on Magnetron & Cavity<br>+ 6 Years Spare Part Support | 1 Year on Machine +<br>3 Years on Magnetron & Cavity<br>+ 6 Years Spare Part Support |
|--|--|--|--|

**30BRC2****30FRC2****30SC4****25BC4**

|   |   |  |   |
|---|---|--|---|
| Convection<br>Rotisserie<br>30<br>Free Standing   | Convection<br>Rotisserie<br>30<br>Free Standing   | Convection<br>Micro + Convection<br>30<br>Free Standing  | Convection<br>Micro + Convection<br>25<br>Free Standing   |
| Black<br>Stainless Steel<br>LED   | Black + Floral Design<br>Stainless Steel<br>LED   | Metallic Silver<br>Stainless Steel<br>LED  | Black + Floral Design<br>Stainless Steel<br>LED   |
| Yes<br>Yes<br>Yes<br>Weight Defrost<br>4<br>2<br>—<br>Yes<br>Yes<br>Yes<br>Yes<br>101<br>—<br>10 (110–200 °C)<br>10<br>Yes<br>Yes<br>Yes<br>Yes | Yes<br>Yes<br>Yes<br>Weight Defrost<br>4<br>2<br>—<br>Yes<br>Yes<br>Yes<br>Yes<br>101<br>—<br>10 (110–200 °C)<br>10<br>Yes<br>Yes<br>Yes<br>Yes | Yes<br>—<br>Yes<br>Speed Defrost<br>4<br>2<br>Yes<br>—<br>Yes<br>Yes<br>Yes<br>101<br>—<br>10 (110–200 °C)<br>10<br>Yes<br>Yes<br>Yes<br>— | Yes<br>—<br>Yes<br>Weight Defrost<br>4<br>2<br>Yes<br>—<br>Yes<br>Yes<br>Yes<br>101<br>—<br>10 (110–200 °C)<br>10<br>Yes<br>Yes<br>Yes<br>Yes |
| Yes<br>Yes<br>Yes<br>Yes  | Yes<br>Yes<br>Yes<br>Yes  | Yes<br>Yes<br>Yes<br>Yes   | Yes<br>Yes<br>Yes<br>Yes  |
| Yes<br>Digital Timer<br>Express Cooking   | Yes<br>Digital Timer<br>Express Cooking   | Yes<br>Digital Timer<br>Express Cooking  | Yes<br>Yes<br>Express Cooking   |
| 900 W   | 900 W   | 900 W  | 900 W   |
| 19.17<br>300 x 539 x 440  | 19.27<br>300 x 539 x 440  | 18.4<br>300 x 539 x 438  | 16<br>281 x 483 x 415   |
| 1 Year on Machine +<br>3 Years on Magnetron & Cavity<br>+ 6 Years Spare Part Support  | 1 Year on Machine +<br>3 Years on Magnetron & Cavity<br>+ 6 Years Spare Part Support  | 1 Year on Machine +<br>3 Years on Magnetron & Cavity<br>+ 6 Years Spare Part Support   | 1 Year on Machine +<br>3 Years on Magnetron & Cavity<br>+ 6 Years Spare Part Support  |

**25SC4****23BC4****20BC4****CLASSIFICATION & DETAILS**

|                   |                    |                    |                    |
|-------------------|--------------------|--------------------|--------------------|
| Type              | Convection         | Convection         | Convection         |
| Special Mode      | Micro + Convection | Micro + Convection | Micro + Convection |
| Capacity (L)      | 25                 | 23                 | 20                 |
| Installation Type | Free Standing      | Free Standing      | Free Standing      |

**AESTHETICS**

|               |                 |                       |                 |
|---------------|-----------------|-----------------------|-----------------|
| Colour/Design | Metallic Silver | Black + Floral Design | Black           |
| Cavity        | Stainless Steel | Stainless Steel       | Stainless Steel |
| Display       | LED             | LED                   | LED             |

**KEY FEATURES**

|  |                     |                     |                     |
|--|---------------------|---------------------|---------------------|
| Steam Clean                              | Yes                 | Yes                 | Yes                 |
| Disinfect                                | —                   | Yes                 | —                   |
| Deodorize                                | Yes                 | Yes                 | Yes                 |
| Auto Defrost<br>(Convection + Microwave) | Weight Defrost<br>4 | Weight Defrost<br>4 | Weight Defrost<br>4 |
| (Grill + Microwave)                      | 2                   | 2                   | 2                   |
| Multi-Stage Cooking                      | Yes                 | Yes                 | Yes                 |
| Rotisserie                               | —                   | —                   | —                   |
| Grill Mode                               | Yes                 | Yes                 | Yes                 |
| Yoghurt                                  | Yes                 | Yes                 | Yes                 |
| Fermentation                             | Yes                 | Yes                 | Yes                 |
| Auto Cook Menus                          | 26                  | 71                  | 71                  |
| Heater Selector Option                   | —                   | —                   | —                   |
| Temperature Setting                      | 10 (110–200°C)      | 10 (110–200°C)      | 10 (110–200°C)      |
| Power Levels                             | 10                  | 10                  | 10                  |
| Auto Reheat                              | Yes                 | Yes                 | Yes                 |
| Delay Start                              | Yes                 | Yes                 | Yes                 |
| Keep Warm                                | Yes                 | Yes                 | Yes                 |
| Power Save                               | —                   | Yes                 | Yes                 |

**SAFETY FEATURES**

|                               |     |     |     |
|-------------------------------|-----|-----|-----|
| Child Lock                    | Yes | Yes | Yes |
| Overheating Protection        | Yes | Yes | Yes |
| Sensor Malfunction Protection | Yes | Yes | Yes |
| Intelligent Cooling System    | Yes | Yes | Yes |

**OTHER FEATURES**

|                          |                 |                 |                 |
|--------------------------|-----------------|-----------------|-----------------|
| Digital Clock            | Yes             | Yes             | Yes             |
| Timer Option             | Digital Timer   | Digital Timer   | Digital Timer   |
| Express Cook/Quick Start | Express Cooking | Express Cooking | Express Cooking |

**PERFORMANCE**

|                  |       |       |       |
|------------------|-------|-------|-------|
| Microwave Output | 900 W | 900 W | 800 W |
|------------------|-------|-------|-------|

**DIMENSIONS**

|                     |                 |                 |                 |
|---------------------|-----------------|-----------------|-----------------|
| Net Weight (Kg)     | 16              | 16.92           | 15              |
| Size (W x D x H) mm | 281 x 483 x 414 | 281 x 483 x 390 | 262 x 452 x 390 |

**WARRANTY**

|  |  |  |  |
|--|--|--|--|
|  | 1 Year on Machine +<br>3 Years on Magnetron & Cavity<br>+ 6 Years Spare Part Support | 1 Year on Machine +<br>3 Years on Magnetron & Cavity<br>+ 6 Years Spare Part Support | 1 Year on Machine +<br>3 Years on Magnetron & Cavity<br>+ 6 Years Spare Part Support |
|--|--|--|--|



| 20SC2  | 20PG4S   | 25PM2S   | 20PM-MEC2   | 20PM-MEC2B   |
|--|--|--|---|--|
| Convection<br>Micro + Convection<br>20<br>Free Standing  | Grill<br>Single Grill<br>20<br>Free Standing   | Solo<br>Mug Recipes<br>25<br>Free Standing   | Solo<br>Defrost<br>20<br>Counter Top  | Solo<br>Defrost<br>20<br>Counter Top   |
| Metallic Silver<br>Stainless Steel<br>LED  | Metallic Silver<br>Powder Coated<br>LED  | Metallic Silver<br>Powder Coated<br>Yes  | White<br>Anti Bacterial Cavity<br>—   | Black<br>Anti Bacterial Cavity<br>—  |
| —<br>—<br>—<br>Weight Defrost<br>4<br>2<br>Yes<br>—<br>Yes<br>—<br>—<br>24<br>—<br>10 (110–200 °C)<br>10<br>Yes<br>Yes<br>Yes<br>— | Yes<br>—<br>Yes<br>Weight Defrost<br>—<br>2<br>Yes<br>—<br>Yes<br>—<br>—<br>61<br>—<br>—<br>5<br>—<br>—<br>Yes<br>—<br>Yes<br>Yes<br>Yes | Yes<br>Yes<br>Yes<br>Weight Defrost<br>—<br>—<br>Yes<br>—<br>—<br>—<br>61<br>—<br>—<br>5<br>Yes<br>Yes<br>Yes<br>Yes | —<br>—<br>—<br>Yes<br>—<br>—<br>—<br>—<br>—<br>—<br>—<br>—<br>—<br>—<br>5<br>—<br>—<br>—<br>— | —<br>—<br>—<br>Yes<br>—<br>—<br>—<br>—<br>—<br>—<br>—<br>—<br>—<br>5<br>—<br>—<br>—<br>— |
| Yes<br>Yes<br>Yes<br>Yes   | Yes<br>Yes<br>—<br>Yes   | Yes<br>Yes<br>—<br>Yes   | —<br>Yes<br>—<br>Yes  | —<br>Yes<br>—<br>Yes   |
| Yes<br>Digital Timer<br>Express Cooking  | Yes<br>Yes<br>Express Cooking  | Yes<br>Yes<br>Quick Start  | —<br>Yes<br>—   | —<br>Yes<br>—  |
| 800 W  | 800 W  | 900 W  | 800 W   | 800 W  |
| 15.13<br>262 x 452 x 390   | 13.32<br>262 x 452 x 391   | 13.4<br>281 x 483 x 415  | 10.8<br>440 x 259 x 355   | 10.8<br>440 x 259 x 347  |
| 1 Year on Machine +<br>3 Years' on Magnetron & Cavity<br>+ 6 Years' Spare Part Support   | 1 Year on Machine +<br>3 Years' on Magnetron & Cavity<br>+ 6 Years' Spare Part Support   | 1 Year on Machine +<br>3 Years on Magnetron & Cavity<br>+ 6 Years Spare Part Support                                 | 1 Year on Machine +<br>3 Years on Magnetron & Cavity<br>+ 6 Years Spare Part Support          | 1 Year on Machine +<br>3 Years on Magnetron & Cavity<br>+ 6 Years Spare Part Support     |

**25BC3****25DGBC2****30BRC3****CLASSIFICATION & DETAILS**

|                   |                           |                           |                           |
|-------------------|---------------------------|---------------------------|---------------------------|
| Type              | Convection                | Double grill + Convection | Rotisserie + Convection   |
| Special Mode      | Micro + Convection        | Double Grill              | Rotisserie                |
| Capacity (L)      | 25                        | 25                        | 30                        |
| Installation Type | Counter Top, Plug & Start | Counter Top, Plug & Start | Counter Top, Plug & Start |

**AESTHETICS**

|               |                 |                 |                 |
|---------------|-----------------|-----------------|-----------------|
| Colour/Design | Black           | Black           | Black           |
| Cavity        | Stainless Steel | Stainless Steel | Stainless Steel |
| Display       | LED             | LED             | LED             |

**KEY FEATURES**

|                          |                    |                    |                    |
|--------------------------|--------------------|--------------------|--------------------|
| Steam Clean              | Yes                | No                 | Yes                |
| Disinfect                | No                 | No                 | Yes                |
| Deodorize                | Yes                | No                 | Yes                |
| Auto Defrost             | Weight Defrost     | Weight Defrost     | Weight Defrost     |
| (Convection + Microwave) | 4                  | 4                  | 4                  |
| (Grill + Microwave)      | 2                  | 3                  | 2                  |
| Multi-Stage Cooking      | Yes                | Yes                | NA                 |
| Solo Mode                | Yes                | Yes                | Yes                |
| Convection Mode          | Yes                | Yes                | Yes                |
| Rotisserie               | NA                 | NA                 | Yes                |
| Grill Mode               | Yes                | Double Grill       | Yes                |
| Yoghurt                  | Yes                | No                 | Yes                |
| Fermentation             | Yes                | No                 | Yes                |
| Auto Cook Menus          | 101 Standard Menus | 54 Auto Cook Menus | 101 Standard Menus |
| Heater Selector Option   | NA                 | NA                 | NA                 |
| Temperature Setting      | 10 (110–200°C)     | 10 (110–200°C)     | 10 (110–200)       |
| Power Levels             | 10                 | 5                  | 10                 |
| Auto Reheat              | Yes                | Yes                | Yes                |
| Delay Start/Preset       | NA                 | Yes                | NA                 |
| Keep Warm                | Yes                | No                 | Yes                |
| Power Save               | Yes                | No                 | Yes                |

**SAFETY FEATURES**

|                               |     |     |     |
|-------------------------------|-----|-----|-----|
| Child Lock                    | Yes | Yes | Yes |
| Overheating Protection        | Yes | Yes | Yes |
| Sensor Malfunction Protection | Yes | Yes | Yes |
| Intelligent Cooling System    | Yes | Yes | Yes |

**OTHER FEATURES**

|                          |                 |               |                 |
|--------------------------|-----------------|---------------|-----------------|
| Digital Clock            | Yes             | Yes           | Yes             |
| Timer Option             | Yes             | Digital Timer | Digital Timer   |
| Express Cook/Quick Start | Express Cooking | Quick Start   | Express Cooking |

**PERFORMANCE**

|                  |       |       |       |
|------------------|-------|-------|-------|
| Microwave Output | 900 W | 900 W | 900 W |
|------------------|-------|-------|-------|

**DIMENSIONS**

|                     |                 |                 |                 |
|---------------------|-----------------|-----------------|-----------------|
| Net Weight (Kg)     | 16              | 16              | 19.17           |
| Size (W x D x H) mm | 483 x 415 x 281 | 483 x 440 x 294 | 539 x 440 x 300 |

**WARRANTY**

|  |  |  |  |
|--|--|--|--|
|  | 1 Year Comprehensive Warranty + 3 Years' Warranty on Magnetron & Cavity + 6 Years' Spare Parts Support | 1 Year Comprehensive Warranty + 3 Years' Warranty on Magnetron & Cavity + 6 Years' Spare Parts Support | 1 Year Comprehensive Warranty + 3 Years' Warranty on Magnetron & Cavity + 6 Years' Spare Parts Support |
|--|--|--|--|

**24PM2B****28BC5**

|  |   |
|--|---|
| Solo<br>Mug Recipes<br>24<br>Counter Top, Plug & Start + R9  | OFC + Convection<br>OFC<br>28<br>Counter Top, Plug & Start  |
| Black<br>Enamel Coated<br>LED  | Black<br>Stainless Steel<br>LED   |
| Yes<br>Yes<br>Yes<br>Weight Defrost<br>NA<br>NA<br>Yes<br>Yes<br>NA<br>NA<br>NA<br>NA<br>NA<br>69 Auto Cook Menus<br>NA<br>NA<br>10<br>Yes<br>Yes<br>NA<br>Yes | Yes<br>Yes<br>Yes<br>Weight Defrost<br>2<br>2<br>Yes<br>Yes<br>Yes<br>NA<br>Yes<br>Yes<br>Yes<br>300 Auto Cook Menus<br>NA<br>10 (150–240)<br>10<br>Yes<br>NA<br>Yes<br>Yes |
| Yes<br>Yes<br>NA<br>Yes  | Yes<br>Yes<br>Yes<br>Yes  |
| Yes<br>Yes<br>Quick Reheat   | Yes<br>Yes<br>Quick Start   |
| 900 W  | 900 W   |
| 11.8<br>276 x 482 x 375  | 16.1<br>495 x 424 x 290   |
| 1 Year Comprehensive Warranty<br>+ 3 Years' Warranty on<br>Magnetron & Cavity<br>+ 6 Years' Spare Parts Support  | 1 Year Comprehensive Warranty<br>+ 3 Years' Warranty on<br>Magnetron & Cavity<br>+ 6 Years' Spare Parts Support   |



## Premium Cooker Hood

Superior Performance is achieved through smart technology, strong design, precise mould and intelligent manufacturing. As we spend a great deal of our time there, who doesn't prefer a clean and aesthetic kitchen?

# Cooker Hood



## ZONAL EXTRACTION

Select Motor as per smoke intensity in your kitchen. Both or either of the motors can be used at the time of cooking.



## AESTHETIC FINISH

Made of glass and stainless steel, these chimneys look stunning in any kitchen.



## HAND SENSOR WITH FEATHER TOUCH

Switch ON the chimney using gesture or touch controls. Avoid touching it with greasy hands.



**EXTRA WIDE  
SUCTION AREA**



**FEATHER TOUCH  
CONTROLS**



**STAINLESS  
STEEL BODY**



**WARRANTY**





### POWERFUL MOTOR

Exhausts larger volume of air, enabling better suction of odour, fumes and heat during deep frying to keep kitchen air fresh.



### HEAT CLEAN WITH OIL COLLECTOR TRAY

An inbuilt heater enables trapped oil to drip into a tray, ensuring smooth performance without having to clean the filter frequently.



### DOUBLE DUCT COVER

Better Aesthetics. Enables enhanced appeal during the ducting process.



### AIRFLOW INDICATOR

Monitors and displays the chimney's airflow.



### DIGITAL CLOCK

Displays time of day, enabling precise cooking durations.



 **UNIFORM LIGHTING**  
High grade LEDs light up the area under the chimney, where the room lighting is dim.

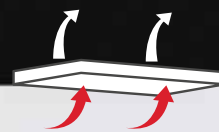


 **DELAY SWITCH OFF TIMER**  
Keeps the kitchen smelling fresh.  
After switching OFF, the chimney stays on for 1 minute to remove any lingering food odour.



## RECIRCULATION

Perfect for homes where air cannot be vented through a duct. An additional carbon filter absorbs pollutants and the fresh air is recirculated.





**GL HC 107—90**



**GL HC 105—60**



**GS-HC-90 BLDC**

**GENERAL SPECIFICATIONS**

|                   |  |  |                                      |
|-------------------|--|--|--------------------------------------|
| Installation Type | Wall Mount   | Wall Mount   | Wall Mount                           |
| Size              | 90 cm  | 60 cm  | 90 cm                                |
| Range             | Designer Filterless Chimney with Hand Sensor & Easy Heat Clean | Designer Filterless Chimney with Hand sensor & Easy Heat Clean | Decorative Filters Auto Chimney      |
| Finish            | High Gloss Black Glass   | High Gloss Black Glass   | Front Glass & Stainless Steel Finish |
| Controls          | Hand Sensor & Feather Touch                                    | Hand Sensor & Feather Touch                                    | Hand Sensor & Feather Touch          |
| Display           | Digital Display  | Digital Display  | Digital Display                      |

**FUNCTIONAL FEATURES**

|                                      |                          |                          |                          |
|--------------------------------------|--------------------------|--------------------------|--------------------------|
| Air Flow (Max in m <sup>3</sup> /hr) | 1,300 m <sup>3</sup> /hr | 1,000 m <sup>3</sup> /hr | 1,300 m <sup>2</sup> /hr |
| Speed                                | 2+2 with Zonal Suction   | 3                        | 5                        |
| Filter                               | Filterless               | Filterless               | Filterless               |
| Motor                                | 2 x 130 W                | 190 W                    | BLDC                     |
| Light                                | LED                      | LED                      | LED                      |
| Light Power                          | 3 W                      | 1.5 x 2 W                | 2 x 2 W                  |
| Max Power Consumption                | 264 W/hr                 | 193 W/hr                 | 216 W/hr                 |
| Installation Mode                    | Ducting                  | Ducting                  | Ducting + Recirculation* |
| Minimum Air outlet                   | 180 mm                   | 160 mm                   | 180 mm                   |

**WARRANTY**

|  |  |  |  |
|--|--|--|--|
|  | 5 Years Warranty, 7 Years Spare Part Support | 5 Years Warranty, 7 Years Spare Part Support | 5 Years Warranty, 7 Years Spare Part Support |
|--|--|--|--|



**EC1 BS HS BF**



**GS-T-PL**



**GL 14 T**



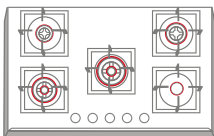
**OLIM BF 60 Plus**



**N6 BF SS/BF BL**

|  |  |  |   |   |
|--|--|--|---|---|
| <p>Wall Mount<br/>60/90 cm<br/>Decorative Curve Glass<br/>Autoclean Chimney</p> <p>Black Stainless Steel +<br/>Black Glass<br/>Hand Sensor &amp;<br/>Feather Touch<br/>Digital Display</p> | <p>Wall Mount<br/>60/90 cm<br/>Decorative T Shape<br/>Chimney</p> <p>Stainless Steel + Black<br/>Front Glass<br/>Electronic Feather Touch<br/>Controls<br/>Digital Display</p>         | <p>Wall Mount<br/>60/90 cm<br/>Decorative Curve Glass<br/>Chimney</p> <p>Stainless Steel<br/>with Glass<br/>Electronic Feather Touch<br/>Controls<br/>Digital Display</p>              | <p>Wall Mount<br/>60 cm<br/>Decorative Pyramid<br/>Shaped Chimney</p> <p>Stainless Steel<br/>with Glass<br/>Push Button</p>         | <p>Wall Mount<br/>60 cm<br/>Straight Line<br/>Chimney</p> <p>Stainless Steel<br/>Black Powder Coated<br/>Push Button</p>            |
| <p>1,200 m<sup>3</sup>/hr<br/>3<br/>Light Weight Baffle Filter<br/>+ Oil Cup<br/>200 W<br/>LED<br/>1.5 x 2 W<br/>203 W/hr<br/>Ducting &amp; Recirculation*<br/>150 mm</p>                  | <p>1,050 m<sup>3</sup>/hr<br/>3<br/>SS &amp; Aluminium<br/>Cassette Filter<br/>with SS Lock<br/>250 W<br/>LED<br/>2 x 2 W<br/>254 W/hr<br/>Ducting + Recirculation*<br/>120/150 mm</p> | <p>1,050 m<sup>3</sup>/hr<br/>3<br/>SS &amp; Aluminium<br/>Cassette Filter<br/>with SS Lock<br/>250 W<br/>LED<br/>2 x 2 W<br/>254 W/hr<br/>Ducting + Recirculation*<br/>120/150 mm</p> | <p>960 m<sup>3</sup>/hr<br/>3<br/>Baffle<br/>195 W<br/>LED<br/>1.5 W<br/>196.5 W/hr<br/>Ducting + Recirculation*<br/>120/150 mm</p> | <p>570 m<sup>3</sup>/hr<br/>3<br/>Baffle<br/>2 x 100 W<br/>LED<br/>1.5 W<br/>201.5 W/hr<br/>Ducting + Recirculation*<br/>120 mm</p> |
| <p>5 Years Warranty,<br/>7 Years Spare<br/>Part Support</p>  | <p>5 Years Warranty,<br/>7 Years Spare<br/>Part Support</p>  | <p>5 Years Warranty,<br/>7 Years Spare<br/>Part Support</p>  | <p>5 Years Warranty,<br/>7 Years Spare<br/>Part Support</p>   | <p>5 Years Warranty,<br/>7 Years Spare<br/>Part Support</p>   |

\* Re-circulating mode installation is optional and chargeable.



## BEVELLED TEMPERED BLACK GLASS

Bevelled glass secures corners or prevents side damage.



### METALLIC KNOBS

Burner ignition is integrated in the knob. The flame can be lit and adjusted by pressing and turning it with one hand.




### MULTI-FLAME CONTROL

Turning on the hob ignites the inner ring. Each gradual turn thereafter ignites the outer rings as well.



# Built-in Hobs



## BRASS BURNERS


Durable and resistant to corrosion as well as high temperatures.



## EASY CONVERTIBILITY

*Built for convenience*

Convertible from LPG to CNG and vice versa.



## BEVELLED CAST IRON GRIDS

Sturdy and robust cast iron grids with bevelled edges to support round bottomed vessels used in Indian cooking.




## FLAME FAILURE DEVICE (FFD) FOR HOME SAFETY

Designed to stop flammable gas going to the burner if the flame is extinguished.




## 3D BRASS BURNERS

Multiple Angular Fire Outlets & Fire Wheel on the burner come with 25% higher heat efficiency & 25% lesser gas consumption.



## OXYGEN ENRICH COMBUSTION

Space between the Fire Wheels enables Oxygen Enrich Combustion, which is environmentally friendly and healthy.



**90-GCI5B**

**78-GCI3B**

**78-GCI4B-3D-FB-FFD**

**GENERAL SPECIFICATIONS**

|                                   |  |  |  |
|-----------------------------------|--|--|--|
| Type                              | Hybrid 2-in-1 Hob<br>(Built-In/Countertop) | Hybrid 2-in-1 Hob<br>(Built-In/Countertop) | Hybrid 2-in-1 Hob<br>(Built-In/Countertop) |
| Top Dimension (WxLxH) mm          | 900 x 520 x 130                            | 780 x 520 x 130                            | 780 x 520 x 138                            |
| Cutting Dimension (WxLxH) mm      | 820 x 475 x 60                             | 685 x 475 x 60                             | 685 x 475 x 60                             |
| Finish                            | Bevelled Tempered Black Glass              | Bevelled Tempered Black Glass              | Bevelled Tempered Black Glass              |
| Burner Type                       | Brass                                      | Brass                                      | Full Brass                                 |
| Number of Burners                 | 5  | 3  | 4  |
| Flame Failure Safety Device (FFD) | No   | No   | Yes  |
| Controls                          | Front Knobs with Auto Ignition             | Front Knobs with Auto Ignition             | Front Knobs with Auto Ignition             |
| Grid—Pan Support                  | Bevelled Cast Iron Grids                   | Bevelled Cast Iron Grids                   | Bevelled Cast Iron Grids                   |

**KEY FEATURES**

|  |     |     |     |
|--|-----|-----|-----|
| Convertible from LPG to CNG (and vice versa) | Yes | Yes | Yes |
| Multi-flame Control in Dual Burners          | Yes | Yes | Yes |
| Flame Failure Safety Device (FFD)            | No  | No  | Yes |

**BURNER POSITION, TYPE & OUTPUT**

|                   |                               |                               |                               |
|-------------------|-------------------------------|-------------------------------|-------------------------------|
| Front Left (kW)   | Medium Triple Ring Burner—2.5 | Large Triple Ring Burner—3.8  | Large Triple Ring Burner—2.5  |
| Front Right (kW)  | Small Single Ring Burner—1    | Medium Triple Ring Burner—2.5 | Medium Triple Ring Burner—3.8 |
| Centre Right (kW) | NA                            | NA                            | NA                            |
| Centre (kW)       | Large Triple Ring Burner—3.8  | NA                            | NA                            |
| Centre Top (kW)   | NA                            | NA                            | NA                            |
| Back Left (kW)    | Medium Double Ring Burner—1.5 | Small Double Ring Burner—1.5  | Medium Ring Burner—1.5        |
| Back Right (kW)   | Large Double Ring Burner—2.2  | NA                            | Medium Ring Burner—1.5        |

**WARRANTY\***

|   |   |   |
|---|---|---|
| 5 Years Warranty 7 Years Spare Part Support | 5 Years Warranty 7 Years Spare Part Support | 5 Years Warranty 7 Years Spare Part Support |
|---|---|---|

\*Refer to the detailed Warranty terms in the User Manual.



**60-GCI13B**



**60-40-GCI4B**



**FB-60-01-GCI4B-FFD**

|  |  |   |
|--|--|---|
| <p>Hybrid 2-in-1 Hob<br/>(Built-In/Countertop)</p> <p>600 x 520 x 130</p> <p>555 x 475 x 60</p> <p>Bevelled Tempered Black Glass</p> <p>Brass</p> <p>3</p> <p>No</p> <p>Front Knobs with Auto Ignition</p> <p>Bevelled Cast Iron Grids</p> | <p>Hybrid 2-in-1 Hob<br/>(Built-in/Countertop)</p> <p>600 x 520 x 130</p> <p>555 x 475 x 60</p> <p>Bevelled Tempered Black Glass</p> <p>Brass</p> <p>4</p> <p>No</p> <p>Front Knobs with Auto Ignition</p> <p>Bevelled Cast Iron Grids</p> | <p>Hybrid 2-in-1 Hob<br/>(Built-In/Countertop)</p> <p>600 x 520 x 130</p> <p>555 x 475 x 60</p> <p>Bevelled Tempered Black Glass</p> <p>Brass</p> <p>4</p> <p>Yes</p> <p>Front Knobs with Auto Ignition</p> <p>Bevelled Cast Iron Grids</p> |
| <p>Yes</p> <p>Yes</p> <p>No</p>  | <p>Yes</p> <p>Yes</p> <p>No</p>  | <p>Yes</p> <p>Yes</p> <p>Yes</p>  |
| <p>Small Double Ring Burner—1.5</p> <p>NA</p> <p>Large Triple Ring Burner—3.8</p> <p>NA</p> <p>NA</p> <p>Medium Double Ring Burner—2.2</p> <p>NA</p>   | <p>Large Triple Ring Burner—3.8</p> <p>Small Single Ring Burner—1</p> <p>NA</p> <p>NA</p> <p>NA</p> <p>Small Double Ring Burner—1.5</p> <p>Medium Double Ring Burner—2.2</p>   | <p>Medium Triple Ring Burner—2.5</p> <p>Small Single Ring Burner—1</p> <p>NA</p> <p>NA</p> <p>NA</p> <p>Small Double Ring Burner—1.5</p> <p>Small Double Ring Burner—1.5</p>  |
| <p>5 Years Warranty 7 Years Spare Part Support</p>   | <p>5 Years Warranty 7 Years Spare Part Support</p>   | <p>5 Years Warranty 7 Years Spare Part Support</p>  |



# Built-in Ovens



## SUPER GRILL

Enables cooking of exceptionally crispy meat dishes, especially poultry.



## POWERFUL FAN

A 6-blade fan circulates hot air inside the oven.



## GLASS THERMAL INSULATION

Three glass layers, including an inner thermo-reflective glass, ensure the front glass is cool to the touch.



## CLEAR GLASS DOOR WITH STAINLESS STEEL RIM

An aesthetic design enables monitoring of cooking without opening the oven door.



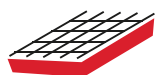
## ROTISSERIE

Enjoy roasts and grills with the same authentic flavour of dishes slowly turned on a wood fire.



## SIDE LADDERS

Chrome side ladders securely hold baking trays and enable easy removal. They can be easily disassembled and washed.



DRIP PAN & GRID



TANGENTIAL VENTILATION



EASY MAINTENANCE



## 13 PROGRAMS

Specially designed cooking program for grilling, roasting and baking.



## TURBO HEATER & FAN

The turbo heater and fan (ring heater) generate hot air that gently circulates inside the oven.



## REMOVABLE TRIPLE GLASS

An easily removable clip makes cleaning the inner glass easy.



## FAST PREHEAT

Starts at the perfect temperature. Instant preheat with superior heaters for efficient cooking results.



## POWERFUL BACK CONVECTION

Uses a combination of turbo heater, double heaters, rotisserie and a powerful fan to enable uniform baking.



## IFB SPICE SECRETS

Set yourself free with a variety of recipes ready in minutes. Whip up your favourites on a built-in hob!



 **MEAT PROBE**  
for perfect dishes



 **OVEN LIGHT**  
better visibility



 **FAST PREHEAT**  
starts at the perfect temperature



  
**TANGENTIAL COOLING FAN**

  
**CHILD LOCK**

  
**A CLASS ENERGY EFFICIENCY**

  
**WARRANTY**



**656 MTC/E-RCT**



**656 ETC/E-RCT**



**656 FTC B/E-RCT**

**GENERAL SPECIFICATIONS**

|          |        |        |        |
|----------|--------|--------|--------|
| Size     | 60 cm  | 60 cm  | 60 cm  |
| Capacity | 58 Ltr | 58 Ltr | 69 Ltr |

**AESTHETICS**

|         |                                |   |                                |
|---------|--------------------------------|---|--------------------------------|
| Cavity  | Easy to Clean Enamelled Cavity | Easy to Clean Enamelled Cavity                    | Easy to Clean Enamelled Cavity |
| Knobs   | Pop Up Knobs x 3               | Pop Up Knobs x 3                                  | Feature Touch Control          |
| Handle  | Metal                          | Metal   | Metal                          |
| Control | Mechanical                     | Digital Timer, Thermostat & Mechanical Programmer | Full Touch Control             |

**FUNCTION/FEATURES**

|  |                      |                      |                      |
|--|----------------------|----------------------|----------------------|
| Programs                                 | 7                    | 11                   | 13                   |
| Turbo Heater                             | Yes                  | Yes                  | Yes                  |
| Rotisserie                               | Yes                  | Yes                  | Yes                  |
| Vest Fry                                 | No                   | No                   | Yes                  |
| Convection                               | Yes                  | Yes                  | Yes                  |
| Door Glass                               | Triple               | Triple               | Triple               |
| Easy to Remove Inner Glass               | Yes                  | Yes                  | Yes                  |
| Oven Light                               | Yes                  | Yes                  | Yes                  |
| Side Rack Chrome Finish Easy to Remove   | Yes                  | Yes                  | Yes                  |
| Meat Probe                               | NA                   | NA                   | Yes                  |
| Pizza Function                           | Yes                  | Yes                  | Yes                  |
| Fast Preheating                          | Yes                  | Yes                  | Yes                  |
| Tangential Fan (Cooling Fan)             | Yes                  | Yes                  | Yes                  |
| Child Lock                               | NA                   | NA                   | Yes                  |
| Dripping Pan & Grid                      | 1 Drip Pan & 2 Grids | 1 Drip Pan & 2 Grids | 1 Drip Pan & 2 Grids |
| Energy Class                             | A                    | A                    | A                    |
| Cabinet Cavity Dimension (H x W x D ) mm | 590 x 560 x 560      | 590 x 560 x 560      | 590 x 560 x 560      |

**WARRANTY**

|  |  |  |  |
|--|--|--|--|
|  | 1 Year Warranty, 7 Years Spare :Part Support | 1 Year Warranty, 7 Years Spare :Part Support | 1 Year Warranty, 7 Years Spare :Part Support |
|--|--|--|--|



**Neptune BI2**

**CLASSIFICATION & DETAILS**

Place Settings  
Installation Type

14  
Built In

**AESTHETICS**

Colour

Depending on customer's front panel choice

Control

Touch Controls, with program time display

Display

7 Segment Digital Display

Cavity

Stainless Steel

Basket Material

High Resistant Nylon Coated Galvanised Iron

Wash Indicator Light LED

Yes

**KEY FEATURES**

Unique Spray Action  
Hot Water Wash (Up to 700)  
Intelligent Soilage Detection Sensor  
In Built Water Softening Device (Up to 700 PPM)  
Delay Start  
Drying System

Double spray + Shower  
Yes  
Yes  
Yes  
Yes  
Active

**SAFETY FEATURES**

Child Lock  
Error Detection  
Anti Syphon System  
Overflow Protection

Yes  
Yes  
Yes  
Yes

**ACCESSORIES**

Mug Shelf  
Multi Utility Tray in Upper Basket  
Foldable Mug Shelf On Upper Basket  
Adjustable Loaded Upper Basket  
Foldable Plate Racks On Lower Basket  
Removable Cutlery Basket

2  
1  
2  
Yes  
Yes  
Yes

**LED INDICATORS**

RINSE AID  
SALT REFILL

Yes  
Yes

**WASH MODES**

Full Load  
Half Load

Yes  
Half Load

Net Weight (Kg)  
Dimensions (W X D X H) mm  
Built In Cabinet Dimensions (W X D X H) mm

38  
596 x 550 x 815 - 870  
600 x 600 x 815 - 875

**PERFORMANCE**

Energy Consumption Kwh (Eco Mode)\*  
Water Consumption (L)  
Noise Level (Db)

0.95  
9  
52

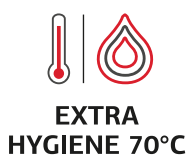
**TECHNICAL SPECIFICATIONS**

Water Supply (Bar)  
Power Supply (V, A, Hz)  
maximum Power Consumption (Kw)  
Heating Element (Kw)

0.3 - 10  
220 - 240V, 15Amp, 50Hz  
1.9  
1.8

**WARRANTY**

2 Years Warranty  
+ 8 Years Spare Parts Support





**34BIC1**

**34BIC2**

**GENERAL SPECIFICATIONS**

|                   |                                     |                                     |
|-------------------|-------------------------------------|-------------------------------------|
| Type              | Convection                          | Convection                          |
| Special Modes     | Rear Convection for Uniform heating | Rear Convection for Uniform heating |
| Capacity          | 34 Ltr                              | 34 Ltr                              |
| Installation Type | Built-in                            | Built-in                            |

**AESTHETICS**

|               |                                     |                 |
|---------------|-------------------------------------|-----------------|
| Colour/Design | Stainless Steel Frame & Black Glass | Black Glass     |
| Cavity        | Stainless Steel                     | Stainless Steel |
| Display       | LED                                 | LED             |

**KEY FEATURES**

|  |                    |                    |
|--|--------------------|--------------------|
| Steam Clean                                  | Yes                | Yes                |
| Auto Defrost                                 | Weight Defrost     | Weight Defrost     |
| Combination Cooking (Convection + Microwave) | 2                  | 2                  |
| Combination Cooking (Grill + Microwave)      | 3                  | 3                  |
| Multi-stage Cooking                          | Yes                | Yes                |
| Solo Mode                                    | Yes                | Yes                |
| Convection Mode                              | Yes                | Yes                |
| Grill Mode                                   | Yes                | Yes                |
| Auto Cook Menus                              | 10 Auto Cook Menus | 10 Auto Cook Menus |
| Temperature Setting                          | 10 (110–200)       | 10 (110–200)       |
| Power Levels                                 | 10                 | 10                 |
| Keep Warm                                    | Yes                | Yes                |
| Power Save                                   | Yes                | Yes                |

**SAFETY FEATURES**

|                               |     |     |
|-------------------------------|-----|-----|
| Child Lock                    | Yes | Yes |
| Overheating Protection        | Yes | Yes |
| Sensor Malfunction Protection | Yes | Yes |
| Intelligent Cooling System    | Yes | Yes |

**OTHER FEATURES**

|                          |                 |                 |
|--------------------------|-----------------|-----------------|
| Digital Clock            | Yes             | Yes             |
| Express Cook/quick Start | Express Cooking | Express Cooking |

**PERFORMANCE**

|                  |       |       |
|------------------|-------|-------|
| Microwave Output | 900 W | 900 W |
|------------------|-------|-------|

**PRODUCT DIMENSIONS**

|                       |                            |                            |
|-----------------------|----------------------------|----------------------------|
| Net Weight (Kg)       | 27.8                       | 27.8                       |
| Outside Dimension     | 386mm(H)×592mm(W)×540mm(D) | 386mm(H)×592mm(W)×540mm(D) |
| Oven Cavity Dimension | 238mm(H)×405mm(W)×351mm(D) | 238mm(H)×405mm(W)×351mm(D) |

**TECHNICAL SPECIFICATIONS**

|                                  |               |               |
|----------------------------------|---------------|---------------|
| Microwave Frequency (Mhz)        | 2450          | 2450          |
| Power Source (V/hz)              | 230-240V/50Hz | 230-240V/50Hz |
| Microwave Power Consumption (W)  | 1400W         | 1400W         |
| Convection Power Consumption (W) | 2050W         | 2050W         |
| Grill Power Consumption (W)      | 2050W         | 2050W         |

**WARRANTY**

|  |  |  |
|--|--|--|
|  | 1 Year Comprehensive Warranty + 3 Years Warranty on Magnetron & Cavity + 6 Years Spare Parts Support | 1 Year Comprehensive Warranty + 3 Years Warranty on Magnetron & Cavity + 6 Years Spare Parts Support |
|--|--|--|

# Dishwashers

Specially built to suit Indian kitchens, cuisines and preferences, IFB Dishwashers' advanced programs uncompromise on water, energy and detergent savings. Use them to wash off oil and masala stains. They are perfect for everything from kadhais to crockery. Have more time to paint your indulgences in lifelike colours.





### **Hygienic & complete dry dishes with PowerSteam®**

Effortless drying of utensils, no need to dry them manually using cloth

---



### **No more tough stains with 70°C Hot Wash**

Hygienic wash that kills germs up to 99.99% and efficiently removes masala stains from utensils, by using 70°C hot water

---



### **Clean everything from kadhai to crockery with Larger Dishwashing Space**

Large capacity Dishwasher with 16 Place Setting, fits an entire load of dishes, perfect for family up to 8 people





**Clean hard to reach spots with 360° Unique Spray Arm**

Unique spray action for better cleaning—two large 360° spray arms and wide angle shower spray water over every corner of the utensils



**Increase drying efficiency with Auto Door Opening**

Automatically opens the door at the end of the drying cycle for fresh air to enter, thus increasing the drying efficiency



**Intuitive Dishwashing with Smart Sensor**

Starts washing at preset time, automatically detects food particles and adjusts the program, duration and intensity accordingly



**Adjustable basket & collapsible tins**

Makes it easy to wash Indian cookware of all shapes



**Hygienic wash even at Half Load**

Save water, detergent and energy with Flexi Half Load. Load only the upper basket or the lower basket for easy washing when you have fewer utensils



**Perfect for Indian and international utensils**

Washes and dries everything from masala-stained kadhais to delicate crockery



**WARRANTY  
Peace Of Mind**

Pan India service for Kitchen and Home Appliances, backed by unparalleled expertise, built over a decade of experience



**Neptune SX1**


**Neptune VX1 Plus**

**Neptune VX1**

**Neptune FX 1**

**KEY FEATURES**

|   | Neptune SX1                                    | Neptune VX1 Plus                               | Neptune VX1                                    | Neptune FX 1                                   |
|---|--|--|--|--|
| Place Settings  | 15   | 15   | 12/13  | 12/13  |
| Warranty  | 2 Years Warranty + 8 Years Spare Parts Support | 2 Years Warranty + 8 Years Spare Parts Support | 2 Years Warranty + 8 Years Spare Parts Support | 2 Years Warranty + 8 Years Spare Parts Support |
| Door Colour & Finish                                  | Smudge Proof Pearl Grey SS                     | Inox Grey SS                                   | Graphite Grey SS                               | White SS                                       |
| Cavity  | 100% Stainless Steel                           | 100% Stainless Steel                           | 100% Stainless Steel                           | 100% Stainless Steel                           |
| Control Panel   | Digital Display                                | Digital Display                                | Digital Display                                | Digital Display                                |
| Programs & Functions                                  | 8 Wash Cycles +5 Options                       | 8 Wash Cycles +6 Options                       | 8 Wash Cycles +6 Options                       | 5 Wash Cycles +3 Options                       |
| Wash & Dry Technology                                 | 360° Jet Wash & Dry with Power Steam           | 360° Jet Wash & Dry with Power Steam           | 360° Jet Wash & Dry with Power Steam           | 360° Jet Wash & Dry with Power Steam           |
| Wash Modes  | Full & Flexi Half Load                         | Full & Flexi Half Load                         | Full & Flexi Half Load                         | Full & Flexi Half Load                         |
| Interior Cavity Light                                 | Yes  | —  | —  | —  |
| Smart Sense Wash                                      | Yes  | Yes  | Yes  | —  |
| In Built Water Softening Device (Works Up to 800 PPM) | Yes  | Yes  | Yes  | Yes  |
| Cutlery Placement                                     | 3rd Cutlery Tray                               | 3rd Cutlery Tray                               | Removable Cutlery Basket                       | Removable Cutlery Basket                       |
| Basket Height Adjustment                              | Flexiheight                                    | Flexiheight                                    | Flexiheight                                    | Manual Roller Height Adjustment                |
| Folding Plate Wires/ prong/tines                      | Flexitines                                     | Flexitines                                     | Flexitines                                     | Flexitines                                     |
| Folding Mug Holders                                   | Yes  | Yes  | Yes  | Yes  |
| Active Anti Microbial Filter                          | Yes  | Yes  | Yes  | Yes  |
| Self Cleaning   | Yes  | Yes  | Yes  | Yes  |
| Delay Start   | Yes  | Yes  | Yes  | Yes  |
| Active Memory   | Yes  | Yes  | Yes  | Yes  |
| Child Lock  | Yes  | Yes  | Yes  | Yes  |
| Fault Diagnoses                                       | Yes  | Yes  | Yes  | Yes  |
| Overflow and Leakage Protection                       | Yes  | Yes  | Yes  | Yes  |
| HV LV Protection                                      | Yes  | Yes  | Yes  | Yes  |
| Visual Indicators                                     | Wash Stage, Rinse Aid Refill & Salt Refill     | Wash Stage, Rinse Aid Refill & Salt Refill     | Wash Stage, Rinse Aid Refill & Salt Refill     | Wash Stage, Rinse Aid Refill & Salt Refill     |
| Eco* Cycle Consumption                                | 0.907kWh/12L/49dB                              | 0.907kWh/12L/49dB                              | 0.907kWh/12L/49dB                              | 0.907kWh/12L/49dB                              |
| Power Supply  | 220–240V, 50hz                                 | 220–240V, 50hz                                 | 220–240V, 50hz                                 | 220–240V, 50hz                                 |
| Maximum Wattage                                       | 2,000 W  | 1,900 W  | 1,900 W  | 1,900 W  |
| Water Connection                                      | 3/4th Inch Threaded Inlet (0.3-10bar)          | 3/4th Inch Threaded Inlet (0.3-10bar)          | 3/4th Inch Threaded Inlet (0.3-10bar)          | 3/4th Inch Threaded Inlet (0.3-10bar)          |
| Size (W X D X H) mm                                   | 596 × 598 × 850                                | 596 × 598 × 850                                | 596 × 598 × 850                                | 596 × 598 × 850                                |



**Breathe  
with ease**

# IFB

# FASTCOOL

THE HEAVY DUTY AIR CONDITIONER

## 7 STAGE AIR TREATMENT

*Did you know that indoor air is 2.5 to 5 times more polluted than outdoor air?*

Spray, dust, microbes, odours and so many more pollutants are found in indoor air. That's why you need thorough filtration. Our unique 7 Stage Air Treatment removes smoke, dust, chemicals, gases and micro organisms from indoor air while infusing it with Vitamin C and a selection of aromas. Give your home a fresher feel!

Anti-bacterial Filter

Dust Filter

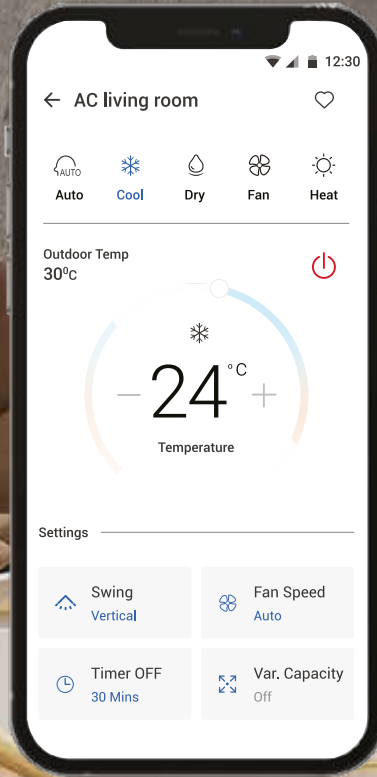
PM 0.3 Filter\*

Carbon Filter\*

Catechin Filter\*

Vitamin C Diffuser\*

Aroma Diffusers\*\*



## SMART AC—FULL CONTROL ANYTIME, ANYWHERE

*Want to return to a cool room on your way back from work?*

Bring home a Smart AC that can be controlled through the MyIFB App anytime from anywhere. Control and monitor all of your AC's features—ON/OFF, select mode and set ON time.

## GEOGRAPHIC LOCATION BASED AUTO CONTROL

*An AC that automatically turns on!*

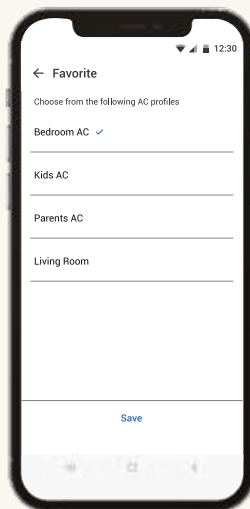
You can program the AC to turn on when you are within 5 km (or closer) to it. Auto Geo Sensing Technology makes this possible\*.



## INDIVIDUAL SETTINGS, SAVED

*What to do when different family members want different cooling settings?*

Save multiple AC Setting Profiles as Favourites in the App. Start cooling with a single click!



## WORKS WITH VOICE COMMANDS

*Want touch free operation?*

Your Smart AC can be configured with Amazon Alexa or Google Assist, allowing you to control it with voice commands. You can also raise service complaints and track them.



\*Compatible only with IFB IQ models.

## TWIN ROTARY HD COMPRESSOR WORKS UP TO 58°C\*

*How can you stay comfortable on the hottest day of the year?*

IFB FastCool ACs with Twin Rotary Heavy Duty Technology have varied speed compressors that for faster cooling and more savings. Stay cool even when the ambient temperature touches 58°C.



**COOLS FAST**



**EASY COMFORT**



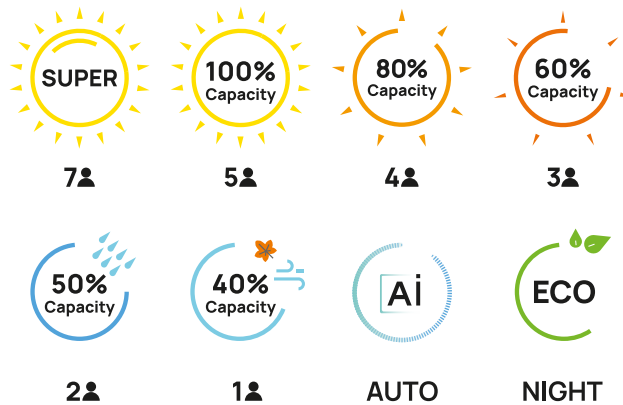
**ENERGY SAVINGS**



## 8-IN-1 FLEXI MODE COOLING

*Feeling too hot or too cold or just not comfortable?*

Adjust your AC's cooling capacity while saving energy. You can step it down by up to 40% to stay comfortable. If it's too hot, you can increase the capacity to 115% for faster cooling.



\*In select models.

# 1G Series



|                              | CI1831G223G5    | CI1931G223G1    | CI2041G323G1     |
|------------------------------|-----------------|-----------------|------------------|
| <b>CAPACITY</b>              |                 |                 |                  |
| Star Rating                  | 3               | 3               | 4                |
| Cooling (Watt) Rated         | 5000            | 5375            | 5210W            |
| Capacity (Watt) Min~Max      | 1900~5475       | 1000~5650       | 1700~6000        |
| Current (A) Rated            | 7.4             | 7.8             | 6.5              |
| <b>ISEER W/W</b>             | <b>3.85</b>     | <b>3.84</b>     | <b>4.65</b>      |
| CSEC                         | 1005.73         | 1083.54         | 867.16           |
| CSTL                         | 3870.46         | 4160.74         | 4033.01          |
| Compressor Type              | Single Rotary   | Twin Rotary     | Single Rotary    |
| Refrigerant                  | R32             | R32             | R32              |
| Condenser Tubes              | Copper          | Copper          | Copper           |
| Condenser Fins               | Gold            | Gold            | Gold             |
| Rapid Cooling                | Yes             | Yes             | Yes              |
| Operation @ STD Condition    | 55°C            | 58°C            | 55°C             |
| <b>INDOOR UNIT</b>           |                 |                 |                  |
| Noise Level db (A) (Low)     | 35              | 35              | 39               |
| Air Flow CMH (Turbo)         | 800             | 800             | 1050             |
| Dimensions WxDxH (mm)        | 900 x 294 x 206 | 900 x 294 x 206 | 1010 x 316 x 220 |
| Net Weight (Kg)              | 11              | 11              | 13               |
| Gross Weight (Kg)            | 13              | 13              | 15               |
| <b>OUTDOOR UNIT</b>          |                 |                 |                  |
| Dimensions W X D X H (mm)    | 780 x 292 x 603 | 780 x 292 x 603 | 780 x 292 x 603  |
| Net Weight (Kg)              | 28              | 31              | 31               |
| Gross Weight (Kg)            | 31              | 34              | 34               |
| <b>MAXIMUM PIPING LENGTH</b> |                 |                 |                  |
| Total (Mtrs)                 | 15              | 15              | 15               |
| Vertical (Mtrs)              | 5               | 5               | 5                |
| <b>SPECIAL FEATURES</b>      |                 |                 |                  |
| Air Flow Direction           | 4 Way           | 4 Way           | 4 Way            |
| Flexi 8 in 1                 | Yes             | Yes             | Yes              |
| Amb Temp                     | Yes             | Yes             | Yes              |
| Sleep                        | Yes             | Yes             | Yes              |
| 24 Degree Auto Set           | Yes             | Yes             | Yes              |
| Wi-Fi Compatible             | Yes             | Yes             | Yes              |
| In Built Wi-Fi Module        | —               | —               | —                |
| <b>HEALTH FEATURES</b>       |                 |                 |                  |
| PM 0.3 Filter                | Yes             | Yes             | Yes              |
| Active Carbon Filter         | Yes             | Yes             | Yes              |
| Anti Bacterial Filter        | Yes             | Yes             | Yes              |
| Vitamin C Diffuser           | Yes             | Yes             | Yes              |
| Catechin Filter              | Yes             | Yes             | Yes              |
| Anti Mildew                  | Yes             | Yes             | Yes              |
| <b>OTHER FEATURES</b>        |                 |                 |                  |
| Aerodynamic Blower           | Yes             | Yes             | Yes              |
| Heavy Duty Compressor        | Yes             | Yes             | Yes              |

# 1G Series



## CI2051G323G1

## CI2431G323G3

|                  |                  |
|------------------|------------------|
| 5                | 3                |
| 5210W            | 6,350            |
| 2500 ~6000       | 1800~ 6600       |
| 6.2              | 9.2              |
| <b>5.05</b>      | <b>3.94</b>      |
| 798.18           | 1248.28          |
| 4033.01          | 4915.48          |
| Single Rotary    | Single Rotary    |
| R32              | R32              |
| Copper           | Copper           |
| Gold             | Gold             |
| Yes              | Yes              |
| 55°C             | 55°C             |
| 39               | 39               |
| 1050             | 1050             |
| 1010 x 316 x 220 | 1010 x 316 x 220 |
| 13               | 14               |
| 15               | 16               |
| 780 x 292 x 603  | 780 x 292 x 603  |
| 31               | 31               |
| 34               | 34               |
| 15               | 15               |
| 5                | 5                |
| 4 Way            | 4 Way            |
| Yes              | Yes              |
| Yes              | Yes              |
| Yes              | Yes              |
| Yes              | Yes              |
| Yes              | Yes              |
| —                | —                |
| Yes              | Yes              |
| Yes              | Yes              |
| Yes              | Yes              |
| Yes              | Yes              |
| Yes              | Yes              |
| Yes              | Yes              |
| Yes              | Yes              |
| Yes              | Yes              |
| Yes              | Yes              |



## R32 GREEN GAS

### *Love the planet?*

So do we! R32 is a highly efficient, earth friendly refrigerant, with a lower global warming potential than R410a, a commonly found domestic AC refrigerant.



# 1B Series



|                              | CI1831B223G5    | CI2041B323G1     | CI2051B323G1     | CI2431B323G2     |
|------------------------------|-----------------|------------------|------------------|------------------|
| <b>CAPACITY</b>              |                 |                  |                  |                  |
| Star Rating                  | 3               | 4                | 5                | 3                |
| Cooling (Watt) Rated         | 5000W           | 5210W            | 5210W            | 6200W            |
| Capacity (Watt) Min~Max      | 1900~5475       | 1700~6000        | 2500~6000        | 1800~6500        |
| Current (A) Rated            | 7.4             | 6.5              | 6.2              | 9.2              |
| <b>ISEER W/W</b>             | <b>3.85</b>     | <b>4.65</b>      | <b>5.05</b>      | <b>3.98</b>      |
| CSEC                         | 1005.73         | 867.16           | 798.18           | 1206.5           |
| CSTL                         | 3870.46         | 4033.01          | 4033.01          | 4799.36          |
| Compressor Type              | Single Rotary   | Single Rotary    | Single Rotary    | Single Rotary    |
| Refrigerant                  | R32             | R32              | R32              | R32              |
| Condenser Tubes              | Copper          | Copper           | Copper           | Copper           |
| Condenser Fins               | Gold            | Gold             | Gold             | Gold             |
| Rapid Cooling                | Yes             | Yes              | Yes              | Yes              |
| Operation @ STD Condition    | 55°C            | 55°C             | 55°C             | 55°C             |
| <b>INDOOR UNIT</b>           |                 |                  |                  |                  |
| Noise Level db (A) (Low)     | 35              | 39               | 39               | 39               |
| Air Flow CMH (Turbo)         | 800             | 1050             | 1050             | 1050             |
| Dimensions WxDxH (mm)        | 900 x 294 x 206 | 1010 x 316 x 220 | 1010 x 316 x 220 | 1010 x 316 x 220 |
| Net Weight (Kg)              | 11              | 13               | 13               | 14               |
| Gross Weight (Kg)            | 13              | 15               | 15               | 16               |
| <b>OUTDOOR UNIT</b>          |                 |                  |                  |                  |
| Dimensions W X D X H (mm)    | 780 x 292 x 603 | 780 x 292 x 603  | 780 x 292 x 603  | 780 x 292 x 603  |
| Net Weight (Kg)              | 28              | 31               | 31               | 31               |
| Gross Weight (Kg)            | 31              | 34               | 34               | 34               |
| <b>MAXIMUM PIPING LENGTH</b> |                 |                  |                  |                  |
| Total (Mtrs)                 | 15              | 15               | 15               | 15               |
| Vertical (Mtrs)              | 5               | 5                | 5                | 5                |
| <b>SPECIAL FEATURES</b>      |                 |                  |                  |                  |
| Air Flow Direction           | 4 Way           | 4 Way            | 4 Way            | 4 Way            |
| Flexi 8 in 1                 | Yes             | Yes              | Yes              | Yes              |
| Amb Temp                     | Yes             | Yes              | Yes              | Yes              |
| Sleep                        | Yes             | Yes              | Yes              | Yes              |
| 24 Degree Auto Set           | Yes             | Yes              | Yes              | Yes              |
| Wi-Fi Compatible             | Yes             | Yes              | Yes              | Yes              |
| In Built Wi-Fi Module        | —               | —                | —                | —                |
| <b>HEALTH FEATURES</b>       |                 |                  |                  |                  |
| PM 0.3 Filter                | Yes             | Yes              | Yes              | Yes              |
| Active Carbon Filter         | Yes             | Yes              | Yes              | Yes              |
| Anti Bacterial Filter        | —               | —                | —                | —                |
| Vitamin C Diffuser           | —               | —                | —                | —                |
| Catechin Filter              | —               | —                | —                | —                |
| Anti Mildew                  | Yes             | Yes              | Yes              | Yes              |
| <b>OTHER FEATURES</b>        |                 |                  |                  |                  |
| Aerodynamic Blower           | Yes             | Yes              | Yes              | Yes              |
| Heavy Duty Compressor        | Yes             | Yes              | Yes              | Yes              |

# 2D Series



|                              | CI1332D113G1    | CI1832D223G5    | CI2052D323G1     | CI2432D323G3     |
|------------------------------|-----------------|-----------------|------------------|------------------|
| <b>CAPACITY</b>              |                 |                 |                  |                  |
| Star Rating                  | 3               | 3               | 5                | 3                |
| Cooling (Watt) Rated         | 3300W           | 5000W           | 5210W            | 6,350            |
| Capacity (Watt) Min~Max      | 1280~3800       | 1900~5475       | 2500~6000        | 1800~6600        |
| Current (A) Rated            | 4.8             | 7.4             | 6.2              | 9.2              |
| <b>ISEER W/W</b>             | <b>3.9</b>      | <b>3.85</b>     | <b>5.05</b>      | <b>3.94</b>      |
| CSEC                         | 655.60          | 1005.73         | 798.18           | 1248.28          |
| CSTL                         | 2554.50         | 3870.46         | 4033.01          | 4915.48          |
| Compressor Type              | Single Rotary   | Single Rotary   | Single Rotary    | Single Rotary    |
| Refrigerant                  | R32             | R32             | R32              | R32              |
| Condenser Tubes              | Copper          | Copper          | Copper           | Copper           |
| Condenser Fins               | Gold            | Gold            | Gold             | Gold             |
| Rapid Cooling                | Yes             | Yes             | Yes              | Yes              |
| Operation @ STD Condition    | 55°C            | 55°C            | 55°C             | 55°C             |
| <b>INDOOR UNIT</b>           |                 |                 |                  |                  |
| Noise Level db (A) (Low)     | 32              | 35              | 39               | 39               |
| Air Flow CMH (Turbo)         | 460             | 800             | 1050             | 1050             |
| Dimensions WxDxH (mm)        | 770 x 250 x 205 | 900 x 294 x 206 | 1010 x 316 x 220 | 1010 x 316 x 220 |
| Net Weight (Kg)              | 9               | 11              | 13               | 14               |
| Gross Weight (Kg)            | 10              | 13              | 15               | 16               |
| <b>OUTDOOR UNIT</b>          |                 |                 |                  |                  |
| Dimensions W X D X H (mm)    | 728 x 256 x 553 | 780 x 292 x 603 | 780 x 292 x 603  | 780 x 292 x 603  |
| Net Weight (Kg)              | 24              | 28              | 31               | 31               |
| Gross Weight (Kg)            | 27              | 31              | 34               | 34               |
| <b>MAXIMUM PIPING LENGTH</b> |                 |                 |                  |                  |
| Total (Mtrs)                 | 15              | 15              | 15               | 15               |
| Vertical (Mtrs)              | 5               | 5               | 5                | 5                |
| <b>SPECIAL FEATURES</b>      |                 |                 |                  |                  |
| Air Flow Direction           | 4 Way           | 4 Way           | 4 Way            | 4 Way            |
| Flexi 8 in 1                 | Yes             | Yes             | Yes              | Yes              |
| Amb Temp                     | Yes             | Yes             | Yes              | Yes              |
| Sleep                        | Yes             | Yes             | Yes              | Yes              |
| 24 Degree Auto Set           | Yes             | Yes             | Yes              | Yes              |
| Wi-Fi Compatible             | Yes             | Yes             | Yes              | Yes              |
| In Built Wi-Fi Module        | —               | —               | —                | —                |
| <b>HEALTH FEATURES</b>       |                 |                 |                  |                  |
| PM 0.3 Filter                | Yes             | Yes             | Yes              | Yes              |
| Active Carbon Filter         | Yes             | Yes             | Yes              | Yes              |
| Anti Bacterial Filter        | —               | —               | —                | —                |
| Vitamin C Diffuser           | —               | —               | —                | —                |
| Catechin Filter              | —               | —               | —                | —                |
| Anti Mildew                  | Yes             | Yes             | Yes              | Yes              |
| <b>OTHER FEATURES</b>        |                 |                 |                  |                  |
| Aerodynamic Blower           | Yes             | Yes             | Yes              | Yes              |
| Heavy Duty Compressor        | Yes             | Yes             | Yes              | Yes              |

# 3A Series



|                              | CI1333A113G1    | CI1833A223G5    | CI1933A223G1    |
|------------------------------|-----------------|-----------------|-----------------|
| <b>CAPACITY</b>              |                 |                 |                 |
| Star Rating                  | 3               | 3               | 3               |
| Cooling (Watt) Rated         | 3300W           | 5000W           | 5375W           |
| Capacity (Watt) Min~Max      | 1280~3800       | 1900~5475       | 1000~5650       |
| Current (A) Rated            | 4.8             | 7.4             | 7.8             |
| <b>ISEER W/W</b>             | <b>3.9</b>      | <b>3.85</b>     | <b>3.84</b>     |
| CSEC                         | 655.60          | 1005.73         | 1083.54         |
| CSTL                         | 2554.50         | 3870.46         | 4160.74         |
| Compressor Type              | Single Rotary   | Single Rotary   | Twin Rotary     |
| Refrigerant                  | R32             | R32             | R32             |
| Condenser Tubes              | Copper          | Copper          | Copper          |
| Condenser Fins               | Gold            | Gold            | Gold            |
| Rapid Cooling                | Yes             | Yes             | Yes             |
| Operation @ STD Condition    | 55°C            | 55°C            | 58°C            |
| <b>INDOOR UNIT</b>           |                 |                 |                 |
| Noise Level db (A) (Low)     | 32              | 35              | 35              |
| Air Flow CMH (Turbo)         | 460             | 800             | 800             |
| Dimensions WxDxH (mm)        | 770 x 250 x 205 | 900 x 294 x 206 | 900 x 294 x 206 |
| Net Weight (Kg)              | 9               | 11              | 11              |
| Gross Weight (Kg)            | 10              | 13              | 13              |
| <b>OUTDOOR UNIT</b>          |                 |                 |                 |
| Dimensions W X D X H (mm)    | 728 x 256 x 553 | 780 x 292 x 603 | 780 x 292 x 603 |
| Net Weight (Kg)              | 24              | 28              | 31              |
| Gross Weight (Kg)            | 27              | 31              | 34              |
| <b>MAXIMUM PIPING LENGTH</b> |                 |                 |                 |
| Total (Mtrs)                 | 15              | 15              | 15              |
| Vertical (Mtrs)              | 5               | 5               | 5               |
| <b>SPECIAL FEATURES</b>      |                 |                 |                 |
| Air Flow Direction           | 4 Way           | 4 Way           | 4 Way           |
| Flexi 8 in 1                 | Yes             | Yes             | Yes             |
| Amb Temp                     | Yes             | Yes             | Yes             |
| Sleep                        | Yes             | Yes             | Yes             |
| 24 Degree Auto Set           | Yes             | Yes             | Yes             |
| Wi-Fi Compatible             | Yes             | Yes             | Yes             |
| In Built Wi-Fi Module        | —               | —               | —               |
| <b>HEALTH FEATURES</b>       |                 |                 |                 |
| PM 0.3 Filter                | Yes             | Yes             | Yes             |
| Active Carbon Filter         | Yes             | Yes             | Yes             |
| Anti Bacterial Filter        | —               | —               | —               |
| Vitamin C Diffuser           | —               | —               | —               |
| Catechin Filter              | —               | —               | —               |
| Anti Mildew                  | Yes             | Yes             | Yes             |
| <b>OTHER FEATURES</b>        |                 |                 |                 |
| Aerodynamic Blower           | Yes             | Yes             | Yes             |
| Heavy Duty Compressor        | Yes             | Yes             | Yes             |

# 3A Series



## CI2043A323G1

4  
5210W  
1700~6000  
6.5  
**4.65**  
867.16  
4033.01  
Single Rotary  
R32  
Copper  
Gold  
Yes  
55°C

## CI2053A323G1

5  
5210W  
2500~6000  
6.2  
**5.05**  
798.18  
4033.01  
Single Rotary  
R32  
Copper  
Gold  
Yes  
55°C

## CI2433A323G3

3  
6,350  
1800~6600  
9.2  
**3.94**  
1248.28  
4915.48  
Single Rotary  
R32  
Copper  
Gold  
Yes  
55°C

39  
1050  
1010 x 316 x 220  
13  
15

39  
1050  
1010 x 316 x 220  
13  
15

39  
1050  
1010 x 316 x 220  
14  
16

780 x 292 x 603  
31  
34

780 x 292 x 603  
31  
34

780 x 292 x 603  
31  
34

15  
5

15  
5

15  
5

4 Way  
Yes  
Yes  
Yes  
Yes  
Yes  
—

4 Way  
Yes  
Yes  
Yes  
Yes  
Yes  
—

4 Way  
Yes  
Yes  
Yes  
Yes  
Yes  
—

Yes  
Yes  
—  
—  
—  
Yes

Yes  
Yes  
—  
—  
—  
Yes

Yes  
Yes  
—  
—  
—  
Yes

Yes  
Yes

Yes  
Yes

Yes  
Yes

# 3F Series



## CI1833F223G5

## CI2053F323G1

### CAPACITY

Star Rating  
Cooling (Watt) Rated  
Capacity (Watt) Min~Max  
Current (A) Rated  
**ISEER W/W**  
CSEC  
CSTL  
Compressor Type  
Refrigerant  
Condenser Tubes  
Condenser Fins  
Rapid Cooling  
Operation @ STD Condition

3  
5000W  
1900~5475  
7.4  
**3.85**  
1005.73  
3870.46  
Single Rotary  
R32  
Copper  
Gold  
Yes  
55°C

5  
5210W  
2500~6000  
6.2  
**5.05**  
798.18  
4033.01  
Single Rotary  
R32  
Copper  
Gold  
Yes  
55°C

### INDOOR UNIT

Noise Level db (A) (Low)  
Air Flow CMH (Turbo)  
Dimensions WxDxH (mm)  
Net Weight (Kg)  
Gross Weight (Kg)

35  
800  
900 x 294 x 206  
11  
13

39  
1050  
1010 x 316 x 220  
13  
15

### OUTDOOR UNIT

Dimensions W X D X H (mm)  
Net Weight (Kg)  
Gross Weight (Kg)

780 x 292 x 603  
28  
31

780 x 292 x 603  
31  
34

### MAXIMUM PIPING LENGTH

Total (Mtrs)  
Vertical (Mtrs)

15  
5

15  
5

### SPECIAL FEATURES

Air Flow Direction  
Flexi 8 in 1  
Amb Temp  
Sleep  
24 Degree Auto Set  
Wi-Fi Compatible  
In Built Wi-Fi Module

4 Way  
Yes  
Yes  
Yes  
Yes  
No  
Yes

4 Way  
Yes  
Yes  
Yes  
Yes  
No  
Yes

### HEALTH FEATURES

PM 0.3 Filter  
Active Carbon Filter  
Anti Bacterial Filter  
Vitamin C Diffuser  
Catechin Filter  
Anti Mildew

Yes  
Yes  
Yes  
Yes  
Yes  
Yes

Yes  
Yes  
Yes  
Yes  
Yes  
Yes

### OTHER FEATURES

Aerodynamic Blower  
Heavy Duty Compressor

Yes  
Yes

Yes  
Yes

# 4X Series



|                              | CI1324X113G1    | CI1334X113G1    | CI1834X223G5    | CI2054X323G1     | CI2434X323G3     |
|------------------------------|-----------------|-----------------|-----------------|------------------|------------------|
| <b>CAPACITY</b>              |                 |                 |                 |                  |                  |
| Star Rating                  | 2               | 3               | 3               | 5                | 3                |
| Cooling (Watt) Rated         | 3600W           | 3300W           | 5000W           | 5210W            | 6,350            |
| Capacity (Watt) Min~Max      | 1280~3800       | 1280~3800       | 1900~5475       | 2500~6000        | 1800~6600        |
| Current (A) Rated            | 5.5             | 4.8             | 7.4             | 6.2              | 9.2              |
| <b>ISEER W/W</b>             | <b>3.6</b>      | <b>3.9</b>      | <b>3.85</b>     | <b>5.05</b>      | <b>3.94</b>      |
| CSEC                         | 773.19          | 655.60          | 1005.73         | 798.18           | 1248.28          |
| CSTL                         | 2786.73         | 2554.50         | 3870.46         | 4033.01          | 4915.48          |
| Compressor Type              | Single Rotary   | Single Rotary   | Single Rotary   | Single Rotary    | Single Rotary    |
| Refrigerant                  | R32             | R32             | R32             | R32              | R32              |
| Condenser Tubes              | Copper          | Copper          | Copper          | Copper           | Copper           |
| Condenser Fins               | Gold            | Gold            | Gold            | Gold             | Gold             |
| Rapid Cooling                | Yes             | Yes             | Yes             | Yes              | Yes              |
| Operation @ STD Condition    | 55°C            | 55°C            | 55°C            | 55°C             | 55°C             |
| <b>INDOOR UNIT</b>           |                 |                 |                 |                  |                  |
| Noise Level db (A) (Low)     | 32              | 32              | 35              | 39               | 39               |
| Air Flow CMH (Turbo)         | 460             | 460             | 800             | 1050             | 1050             |
| Dimensions WxDxH (mm)        | 770 x 250 x 205 | 770 x 250 x 205 | 900 x 294 x 206 | 1010 x 316 x 220 | 1010 x 316 x 220 |
| Net Weight (Kg)              | 8               | 8               | 10              | 13               | 13               |
| Gross Weight (Kg)            | 10              | 10              | 12              | 15               | 16               |
| <b>OUTDOOR UNIT</b>          |                 |                 |                 |                  |                  |
| Dimensions W X D X H (mm)    | 728 x 256 x 553 | 728 x 256 x 553 | 780 x 292 x 603 | 780 x 292 x 603  | 780 x 292 x 603  |
| Net Weight (Kg)              | 23              | 24              | 27              | 31               | 30               |
| Gross Weight (Kg)            | 26              | 26              | 30              | 34               | 33               |
| <b>MAXIMUM PIPING LENGTH</b> |                 |                 |                 |                  |                  |
| Total (Mtrs)                 | 15              | 15              | 15              | 15               | 15               |
| Vertical (Mtrs)              | 5               | 5               | 5               | 5                | 5                |
| <b>SPECIAL FEATURES</b>      |                 |                 |                 |                  |                  |
| Air Flow Direction           | 4 Way           | 4 Way           | 4 Way           | 4 Way            | 4 Way            |
| Flexi 8 in 1                 | Yes             | Yes             | Yes             | Yes              | Yes              |
| Amb Temp                     | Yes             | Yes             | Yes             | Yes              | Yes              |
| Sleep                        | Yes             | Yes             | Yes             | Yes              | Yes              |
| 24 Degree Auto Set           | Yes             | Yes             | Yes             | Yes              | Yes              |
| Wi-Fi Compatible             | Yes             | Yes             | Yes             | Yes              | Yes              |
| In Built Wi-Fi Module        | —               | —               | —               | —                | —                |
| <b>HEALTH FEATURES</b>       |                 |                 |                 |                  |                  |
| PM 0.3 Filter                | —               | —               | —               | —                | —                |
| Active Carbon Filter         | —               | —               | —               | —                | —                |
| Anti Bacterial Filter        | —               | —               | —               | —                | —                |
| Vitamin C Diffuser           | —               | —               | —               | —                | —                |
| Catechin Filter              | —               | —               | —               | —                | —                |
| Anti Mildew                  | Yes             | Yes             | Yes             | Yes              | Yes              |
| <b>OTHER FEATURES</b>        |                 |                 |                 |                  |                  |
| Aerodynamic Blower           | Yes             | Yes             | Yes             | Yes              | Yes              |
| Heavy Duty Compressor        | Yes             | Yes             | Yes             | Yes              | Yes              |



## **AUTOMOTIVE GRADE WEATHERPROOF COATING**

*A rust resistant shield for longevity*

The ODU and stand are painted with a unique high temperature silver powder coating to protect them from weather, pollution and environmental stresses such as rain, dust and UV sunlight.





Happy  
essentials  
Days!



Fabric Care



**FLUFF** Front Load Liquid Detergent  
An environmentally-friendly, liquid detergent specially formulated for front load washers.

**FLUFF** Top Load Liquid Detergent  
A pH balanced liquid detergent with a special low foam formula for top load washers.

**FLUFF REFILL** Liquid Detergent Front Load  
A liquid detergent specially formulated for front load washers for superior wash performance.

Liquid Detergent for **WHITE FABRICS**  
Duvets, pristine shirts, linens, yoga pyjamas and school uniforms, make your whites dazzle!



Liquid Detergent for **WOOLLENS & SILKS**  
Scarves, saris, shawls, sweaters and blankets, keep woollens soft and silks smooth.



**FLUFF** Fabric Conditioner  
A pH balanced formula to give your clothes the freshness of lush, green meadows.



**FABO** Stain Remover Pen  
A pocket-friendly solution to get rid of stains in minutes.



**FABO** Stain Remover  
A special enzyme and solvent based prewash stain remover that preserves your fabrics.



**COLOUR & DIRT CATCHER**  
A special formula that protects against colour bleeds and dirt, letting you wash mixed loads.



**LIMO** Fabric Brightener  
A special formula that makes clothes look brighter and delays their fading.



**SENSORA** Ocean Mist Fragrance Booster  
An in-wash fragrance booster that imparts a soothing ocean scent to your clothes.



**SENSORA** Morning Dew Fragrance Booster  
An in-wash fragrance booster that imparts a dewy fresh scent to your clothes.



**SUNFRESH ALL-IN-1 DRYER CARE**  
Deodorises your dryer and infuses freshness to clean clothes.

## Dish Care



**Dishwasher TABLETS**  
All-in-1 care with Shine Boosters to tackle grease, remove stains and add a lemon scent.



**AUTODISH** Dishwashing Detergent  
A special anti-bacterial formula that removes tough stains like grease from your dishes.



**AUTODISH** Dishwashing Salt  
Protects your dishwasher from limescale and also softens water for a spotless wash.



**AUTODISH** Rinse Aid  
Prevents water spots and streaking on your glasses and other crockery.




**TOTAL FRESH** All-in-1 Dishwasher Care  
An eco-friendly dishwasher deodoriser with the goodness of natural citrus oils.


## Hygiene Care



**SURFACE CLEANER LIQUID**  
2-in-1 Kitchen Surface Disinfectant & Cleaner  
A unique formula that disinfects your countertops and kitchen surfaces to keep them sparkling clean.



## Machine Care



**DESCAL** Appliance Descaler  
Removes stubborn limescale deposits, restoring machine parts to their original condition.



**EQUIPMENT SANITISER & CLEANER**  
Premium Descal for Washing Machines  
6-in-1 cleaning, sanitisation and maintenance solution for your appliances.



**MICROCLEAN** Kitchen Appliance Cleaner  
A spray-on cleaner that sanitises your microwave by removing bacteria and grease.



**PROTECTA LIQUID** Limescale Preventer  
Neutralises metallic compounds in hard water to prevent the formation of limescale in your appliances.

Complete range  
of care

fabric care  
dish care  
machine care  
hygiene care  
air care

- ✓ wash
- ✓ white
- ✓ condition
- ✓ for woollens
- ✓ for silks
- ✓ brights
- ✓ mixed loads
- ✓ add fragrance
- ✓ remove stains
- ✓ drying
- ✓ shine
- ✓ sparkle
- ✓ rinse
- ✓ dishwashing
- ✓ clean
- ✓ descale
- ✓ protect
- ✓ sanitise
- ✓ wipe clean

## Accessories



**TROLLEY** for Front Load Washers  
Ensures easy accessibility, storage and movement of your washing machine.



**COVER** for Front Load Washers\*  
Avoid everyday scratches, wear and tear that ruin the look of your machine.  
\*Available for 6.5 Kg models and above.



**STACKING UNIT** Load, fold & stock easily  
A pull-out shelf for space saving between front load washers and dryers.



**COVER** for Microwave Ovens  
Avoid everyday scratches, wear and tear that ruin the look of your microwave oven.



**HI-LO** Voltage Safety Device  
Protects your home and appliances against high and low voltage, safeguarding them from damage.



**WASHCARE BAG** for Washing Machines  
Protects your delicates during the wash cycle and keeps them looking great for longer.




**STABILISER** for Air Conditioners & Refrigerators  
Offers superior protection for your ACs and refrigerators by ensuring steady voltage.



**AQUA APPLIANCES**  
Magnetic Water Softener  
Attaches seamlessly to your water tap to deliver softened water.



**TAP ADAPTER** for Washing Machines  
Fits any tap to the inlet hose, even in the absence of a threaded faucet.



## ALL OUR PRODUCTS ARE AVAILABLE AT

### [www.ifbappliances.com](http://www.ifbappliances.com)

Check the official IFB website regularly for offers and promotions. Browse and buy IFB Home Appliances and essentials with the click of a button.

### IFB POINTS

Explore our entire range of products at your nearest IFB Point. You'll find safety and hygiene protocols maintained and enjoy hassle-free transactions with the help of our dedicated sales representatives.

### VALUED DEALERS

In addition, our valued dealers at various multi-brand retail outlets are also available for your shopping convenience.

### DOWNLOAD/INSTALL THE MY IFB APP

Get connected—shop, be notified of the latest product launches, cook, register your appliance, avail offers, or book a service.



## WHY CHOOSE IFB?

**QUALITY**  
**DURABILITY**  
**RELIABILITY**

Our products meet the highest standards of technology and performance.

### SERVICE

Reach out to our trained service ambassadors 24x7—we are trusted by over 7 million customers.

**IFB**  
**CARES**  
*for you!*

2,500+  
towns covered

1,120+  
franchisees  
across India



Microwave Oven

Built-in-Oven

Dishwasher

DC & FF Refrigerators

Chimney I Built-in-Hob

Top Load Washer

Front Load Washer

100% Clothes Dryer

Air Conditioner

TRUSTED BY OVER  
**7 MILLION**  
CUSTOMERS

Shop 24x7 @ [www.ifbappliances.com](http://www.ifbappliances.com)  
Email [customerservice@ifbglobal.com](mailto:customerservice@ifbglobal.com)  
Call 080 458 45678/080 695 45678  
WhatsApp +91 92310 04321

